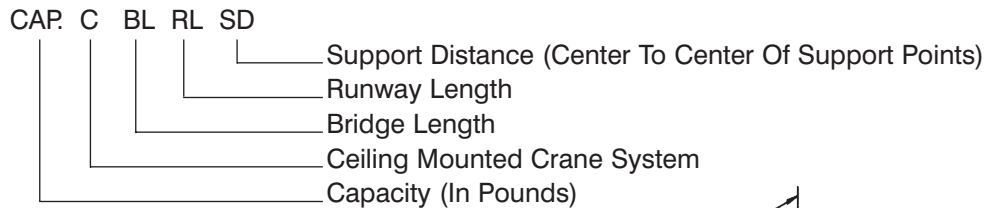


CEILING MOUNTED WORK AREA CRANES

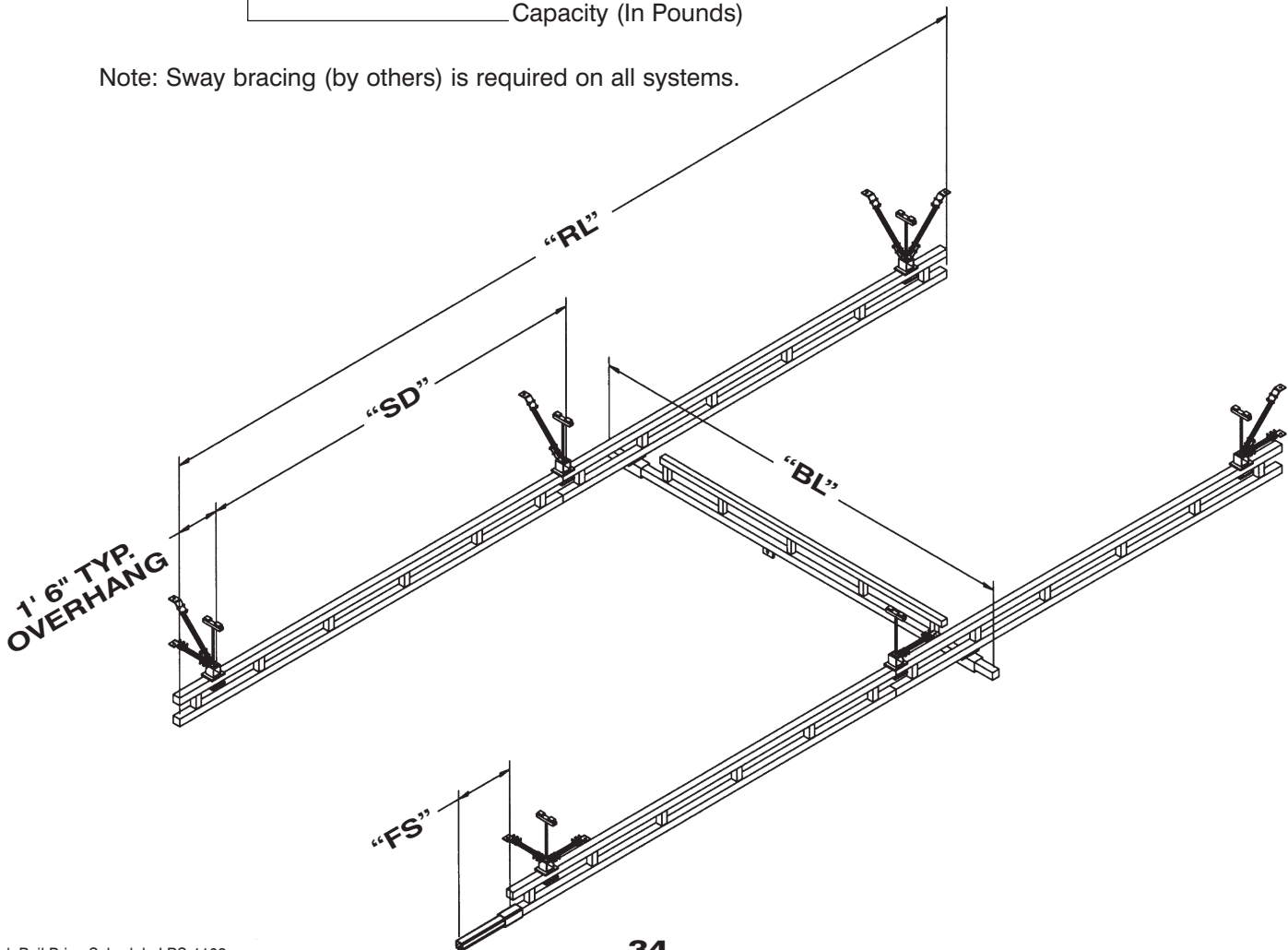
20', 25' & 30' SUPPORT CENTERS

- * Ceiling Mounted Work Area Bridge Crane Systems:
- * Steel: Maximum hanger centers Trussed Track (SD) = 20'-0, 25'-0, or 30'-0
Support Distance (SD) is maximum. On multiple bay systems, bay spacing will be divided equally unless otherwise specified.
- * Systems include:

<ul style="list-style-type: none"> > Bridge > End Trucks > Hoist Trolley > Runways 	<ul style="list-style-type: none"> > Splice Assemblies > Festoon Trolleys > 4-Cond #14 Flat Cable or 1/2" Air Hose 	<ul style="list-style-type: none"> > Festoon Clamps > Festoon Stack-up Section > Hanger Assemblies
------------------------------------------------------------------------------------------------------------------------------------------	------------------------------------------------------------------------------------------------------------------------------------------------------------------	----------------------------------------------------------------------------------------------------------------------------------------------
- * Sway Bracing is required on all Ceiling Mounted **LodeRail** systems for lateral stability. Systems meet all Seismic Zone 4 requirements.
- * Part Number Explanation: _____



Note: Sway bracing (by others) is required on all systems.

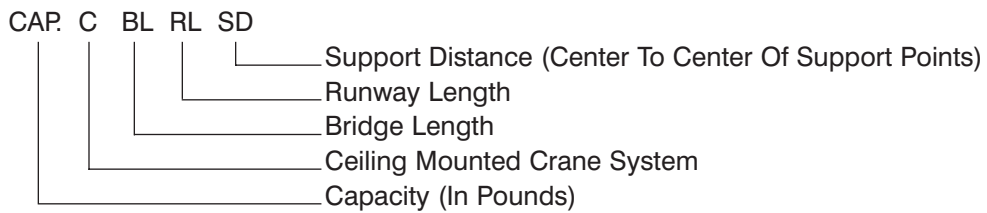


CEILING MOUNTED WORK AREA CRANES

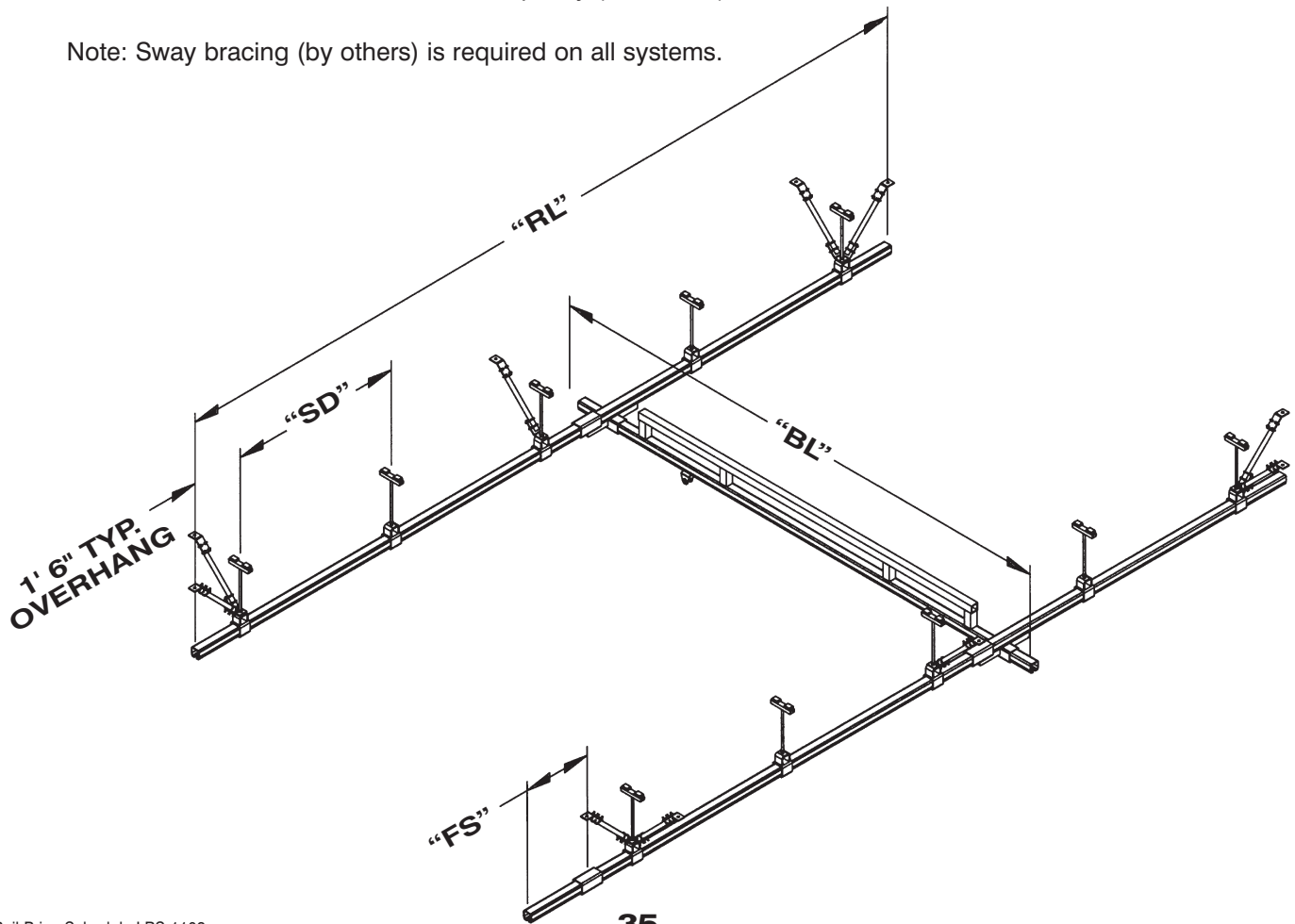
6' SUPPORT CENTERS

- * Ceiling Mounted Work Area Bridge Crane Systems:
- * Steel: Maximum hanger centers Plain Track (SD) = 6'-0"
Support Distance (SD) is maximum. On multiple bay systems, bay spacing will be divided equally unless otherwise specified.
- * Systems include:

<ul style="list-style-type: none"> > Bridge > End Trucks > Hoist Trolley > Runways 	<ul style="list-style-type: none"> > Splice Assemblies > Festoon Trolleys > 4-Cond #14 Flat Cable or 1/2" Air Hose 	<ul style="list-style-type: none"> > Festoon Clamps > Festoon Stack-up Section > Hanger Assemblies
------------------------------------------------------------------------------------------------------------------------------------------	--------------------------------------------------------------------------------------------------------------------------------------------------------------	----------------------------------------------------------------------------------------------------------------------------------------------
- * Sway Bracing is required on all Ceiling Mounted **LodeRail** systems for lateral stability. Systems meet all Seismic Zone 4 requirements.
- * Part Number Explanation: _____



Note: Sway bracing (by others) is required on all systems.





CEILING MOUNTED BRIDGE CRANES

8' BRIDGE LENGTH

RUNWAY LENGTH	SD	NO. OF HANGERS	250# CAPACITY			500# CAPACITY		
			MODEL NUMBER CAP C BL RL SD	WEIGHT	PRICE	MODEL NUMBER CAP C BL RL SD	WEIGHT	PRICE
11'-6"	6'	6	250 - C - 8 - 11 - 06	350 #	\$1,737	500 - C - 8 - 11 - 06	430 #	\$2,172
	20'	4	250 - C - 8 - 11 - 20	390 #	\$2,199	500 - C - 8 - 11 - 20	490 #	\$2,589
23'-0"	6'	10	250 - C - 8 - 23 - 06	450 #	\$2,463	500 - C - 8 - 23 - 06	585 #	\$3,081
	20'	4	250 - C - 8 - 23 - 20	545 #	\$2,966	500 - C - 8 - 23 - 20	695 #	\$3,261
28'-0"	25'	4	250 - C - 8 - 28 - 25	820 #	\$3,805	500 - C - 8 - 28 - 25	980 #	\$4,458
33'-0"	6'	14	250 - C - 8 - 33 - 06	580 #	\$3,450	500 - C - 8 - 33 - 06	760 #	\$4,197
	20'	6	250 - C - 8 - 33 - 20	610 #	\$3,755	500 - C - 8 - 33 - 20	890 #	\$4,473
33'-0"	30'	4	250 - C - 8 - 33 - 30	1160 #	\$4,147	500 - C - 8 - 33 - 30	1160 #	\$4,557
43'-0"	6'	18	250 - C - 8 - 43 - 06	700 #	\$4,244	500 - C - 8 - 43 - 06	925 #	\$5,150
	20'	6	250 - C - 8 - 43 - 20	830 #	\$4,474	500 - C - 8 - 43 - 20	1075 #	\$5,393
53'-0"	6'	22	250 - C - 8 - 53 - 06	775 #	\$4,767	500 - C - 8 - 53 - 06	1040 #	\$5,790
	20'	8	250 - C - 8 - 53 - 20	975 #	\$5,264	500 - C - 8 - 53 - 20	1265 #	\$6,314
	25'	6	250 - C - 8 - 53 - 25	1350 #	\$5,977	500 - C - 8 - 53 - 25	1640 #	\$7,048
63'-0"	6'	26	250 - C - 8 - 63 - 06	900 #	\$5,574	500 - C - 8 - 63 - 06	1215 #	\$6,744
	20'	8	250 - C - 8 - 63 - 20	1120 #	\$5,902	500 - C - 8 - 63 - 20	1460 #	\$7,242
63'-0"	30'	6	250 - C - 8 - 63 - 30	1960 #	\$6,724	500 - C - 8 - 63 - 30	1960 #	\$7,389
78'-0"	25'	8	250 - C - 8 - 78 - 25	1875 #	\$8,157	500 - C - 8 - 78 - 25	2290 #	\$9,407
83'-0"	6'	34	250 - C - 8 - 83 - 06	1090 #	\$6,879	500 - C - 8 - 83 - 06	1500 #	\$8,345
	20'	10	250 - C - 8 - 83 - 20	1400 #	\$7,311	500 - C - 8 - 83 - 20	1840 #	\$8,984
93'-0"	30'	8	250 - C - 8 - 93 - 30	2720 #	\$9,172	500 - C - 8 - 93 - 30	2720 #	\$10,079
	6'	42	250 - C - 8 - 103 - 06	1315 #	\$8,393	500 - C - 8 - 103 - 06	1820 #	\$10,059
103'-0"	20'	12	250 - C - 8 - 103 - 20	1690 #	\$8,734	500 - C - 8 - 103 - 20	2225 #	\$10,726
	25'	10	250 - C - 8 - 103 - 25	1400 #	\$10,322	500 - C - 8 - 103 - 25	2970 #	\$12,084
123'-0"	30'	10	250 - C - 8 - 123 - 30	3525 #	\$11,633	500 - C - 8 - 123 - 30	3525 #	\$12,783

Price of Crane System includes:

- >Bridge
- >End Trucks
- >Hoist Trolley
- >Runways
- >Splice Assemblies
- >Festoon Trolleys
- >4-Cond #14 Flat Cable or 1/2" Air Hose
- >Festoon Clamps
- >Festoon Stack-up Section
- >Hanger Assemblies

NOTE: Hanger Assemblies include threaded rod (up to 72" in length), and hardware for the number of hangers specified. Sway bracing (by others) is required on all systems. For drops longer than 6', it is recommended that structural tubing or angle be used for increased rigidity.

Support Distance (SD) is maximum. On multiple bay systems, bay spacing will be divided equally unless otherwise specified.

For SD Dimension of 6', Center line of splice joints must be within 18" of hanger center line.
 For SD Dimensions of 20', 25', and 30', Center line of splice joints must be within 48" of hanger center line.



CEILING MOUNTED BRIDGE CRANES

10' BRIDGE LENGTH

RUNWAY LENGTH	SD	NO. OF HANGERS	250# CAPACITY			500# CAPACITY		
			MODEL NUMBER CAP C BL RL SD	WEIGHT	PRICE	MODEL NUMBER CAP C BL RL SD	WEIGHT	PRICE
11'-6"	6'	6	250 - C - 10 - 11 - 06	360 #	\$1,747	500 - C - 10 - 11 - 06	450 #	\$2,232
	20'	4	250 - C - 10 - 11 - 20	400 #	\$2,253	500 - C - 10 - 11 - 20	810 #	\$2,682
23'-0"	6'	10	250 - C - 10 - 23 - 06	470 #	\$2,535	500 - C - 10 - 23 - 06	600 #	\$3,133
	20'	4	250 - C - 10 - 23 - 20	560 #	\$3,046	500 - C - 10 - 23 - 20	710 #	\$3,624
28'-0"	25'	4	250 - C - 10 - 28 - 25	825 #	\$3,960	500 - C - 10 - 28 - 25	1010 #	\$4,575
33'-0"	6'	14	250 - C - 10 - 33 - 06	590 #	\$3,489	500 - C - 10 - 33 - 06	775 #	\$4,270
	20'	6	250 - C - 10 - 33 - 20	700 #	\$3,833	500 - C - 10 - 33 - 20	900 #	\$4,580
33'-0"	30'	4	250 - C - 10 - 33 - 30	1170 #	\$4,290	500 - C - 10 - 33 - 30	1170 #	\$4,714
43'-0"	6'	18	250 - C - 10 - 43 - 06	710 #	\$4,291	500 - C - 10 - 43 - 06	950 #	\$5,238
	20'	6	250 - C - 10 - 43 - 20	840 #	\$4,548	500 - C - 10 - 43 - 20	1090 #	\$5,506
53'-0"	6'	22	250 - C - 10 - 53 - 06	790 #	\$4,814	500 - C - 10 - 53 - 06	1060 #	\$5,850
	20'	8	250 - C - 10 - 53 - 20	980 #	\$5,352	500 - C - 10 - 53 - 20	1280 #	\$6,435
	25'	6	250 - C - 10 - 53 - 25	1350 #	\$6,194	500 - C - 10 - 53 - 25	1650 #	\$7,135
63'-0"	6'	26	250 - C - 10 - 63 - 06	910 #	\$5,615	500 - C - 10 - 63 - 06	1230 #	\$6,838
	20'	8	250 - C - 10 - 63 - 20	1125 #	\$5,964	500 - C - 10 - 63 - 20	1475 #	\$7,322
63'-0"	30'	6	250 - C - 10 - 63 - 30	1970 #	\$6,835	500 - C - 10 - 63 - 30	1970 #	\$7,510
78'-0"	25'	8	250 - C - 10 - 78 - 25	1885 #	\$8,331	500 - C - 10 - 78 - 25	2310 #	\$9,494
83'-0"	6'	34	250 - C - 10 - 83 - 06	1110 #	\$6,906	500 - C - 10 - 83 - 06	1520 #	\$8,398
	20'	10	250 - C - 10 - 83 - 20	1410 #	\$7,539	500 - C - 10 - 83 - 20	1860 #	\$9,023
93'-0"	30'	8	250 - C - 10 - 93 - 30	2740 #	\$8,696	500 - C - 10 - 93 - 30	2740 #	\$9,555
	6'	42	250 - C - 10 - 103 - 06	1340 #	\$8,440	500 - C - 10 - 103 - 06	1830 #	\$10,233
103'-0"	20'	12	250 - C - 10 - 103 - 20	1690 #	\$8,776	500 - C - 10 - 103 - 20	2240 #	\$10,779
	25'	10	250 - C - 10 - 103 - 25	2450 #	\$10,537	500 - C - 10 - 103 - 25	2985 #	\$12,137
123'-0"	30'	10	250 - C - 10 - 123 - 30	3550 #	\$11,711	500 - C - 10 - 123 - 30	3550 #	\$12,871

Price of Crane System includes:

- >Bridge
- >End Trucks
- >Hoist Trolley
- >Runways
- >Splice Assemblies
- >Festoon Trolleys
- >4-Cond #14 Flat Cable or 1/2" Air Hose
- >Festoon Clamps
- >Festoon Stack-up Section
- >Hanger Assemblies

NOTE: Hanger Assemblies include threaded rod (up to 72" in length), and hardware for the number of hangers specified. Sway bracing (by others) is required on all systems. For drops longer than 6', it is recommended that structural tubing or angle be used for increased rigidity.

Support Distance (SD) is maximum. On multiple bay systems, bay spacing will be divided equally unless otherwise specified.

For SD Dimension of 6', Center line of splice joints must be within 18" of hanger center line.
 For SD Dimensions of 20', 25', and 30', Center line of splice joints must be within 48" of hanger center line.



CEILING MOUNTED BRIDGE CRANES

15' BRIDGE LENGTH

RUNWAY LENGTH	SD	NO. OF HANGERS	250# CAPACITY				500# CAPACITY			
			MODEL NUMBER	WEIGHT	PRICE	MODEL NUMBER	WEIGHT	PRICE		
23'-0	6'	10	250 - C - 15 - 23 - 06	485 #	\$2,816	500 - C - 15 - 23 - 06	840 #	\$3,287		
	20'	4	250 - C - 15 - 23 - 20	585 #	\$3,235	500 - C - 15 - 23 - 20	750 #	\$3,867		
28'-0	25'	4	250 - C - 15 - 28 - 25	850 #	\$4,161	500 - C - 15 - 28 - 25	1040 #	\$4,762		
	33'-0	6'	14	250 - C - 15 - 33 - 06	620 #	\$3,769	500 - C - 15 - 33 - 06	810 #	\$4,411	
33'-0		20'	6	250 - C - 15 - 33 - 20	730 #	\$4,019	500 - C - 15 - 33 - 20	940 #	\$4,814	
	33'-0	30'	4	250 - C - 15 - 33 - 30	1210 #	\$4,503	500 - C - 15 - 33 - 30	1210 #	\$4,949	
43'-0		6'	18	250 - C - 15 - 43 - 06	735 #	\$4,525	500 - C - 15 - 43 - 06	990 #	\$5,360	
	43'-0	20'	6	250 - C - 15 - 43 - 20	875 #	\$4,688	500 - C - 15 - 43 - 20	1130 #	\$5,723	
43'-0		6'	22	250 - C - 15 - 53 - 06	820 #	\$5,145	500 - C - 15 - 53 - 06	1100 #	\$5,977	
	53'-0	20'	8	250 - C - 15 - 53 - 20	1020 #	\$5,542	500 - C - 15 - 53 - 20	1320 #	\$6,636	
53'-0		25'	6	250 - C - 15 - 53 - 25	1410 #	\$6,448	500 - C - 15 - 53 - 25	1690 #	\$7,307	
	63'-0	6'	26	250 - C - 15 - 63 - 06	930 #	\$5,937	500 - C - 15 - 63 - 06	1270 #	\$6,966	
63'-0		20'	8	250 - C - 15 - 63 - 20	1150 #	\$6,080	500 - C - 15 - 63 - 20	1515 #	\$7,510	
	63'-0	30'	6	250 - C - 15 - 63 - 30	2010 #	\$6,969	500 - C - 15 - 63 - 30	2010 #	\$7,659	
78'-0		25'	8	250 - C - 15 - 78 - 25	1920 #	\$8,508	500 - C - 15 - 78 - 25	2340 #	\$9,717	
	83'-0	6'	34	250 - C - 15 - 83 - 06	1135 #	\$7,322	500 - C - 15 - 83 - 06	1560 #	\$8,533	
83'-0		20'	10	250 - C - 15 - 83 - 20	1440 #	\$7,504	500 - C - 15 - 83 - 20	1900 #	\$9,232	
	93'-0	30'	8	250 - C - 15 - 93 - 30	2780 #	\$9,410	500 - C - 15 - 93 - 30	2780 #	\$10,339	
93'-0		6'	42	250 - C - 15 - 103 - 06	1360 #	\$8,739	500 - C - 15 - 103 - 06	1875 #	\$10,376	
	103'-0	20'	12	250 - C - 15 - 103 - 20	1725 #	\$8,916	500 - C - 15 - 103 - 20	2280 #	\$10,988	
103'-0		25'	10	250 - C - 15 - 103 - 25	2475 #	\$10,859	500 - C - 15 - 103 - 25	3025 #	\$12,339	
	123'-0	30'	10	250 - C - 15 - 123 - 30	3585 #	\$11,851	500 - C - 15 - 123 - 30	3585 #	\$13,025	

Price of Crane System includes:

- >Bridge
- >End Trucks
- >Hoist Trolley
- >Runways
- >Splice Assemblies
- >Festoon Trolleys
- >4-Cond #14 Flat Cable or 1/2" Air Hose
- >Festoon Clamps
- >Festoon Stack-up Section
- >Hanger Assemblies

NOTE: Hanger Assemblies include threaded rod (up to 72" in length), and hardware for the number of hangers specified. Sway bracing (by others) is required on all systems. For drops longer than 6', it is recommended that structural tubing or angle be used for increased rigidity.

Support Distance (SD) is maximum. On multiple bay systems, bay spacing will be divided equally unless otherwise specified.

For SD Dimension of 6', Center line of splice joints must be within 18" of hanger center line.

For SD Dimensions of 20', 25', and 30', Center line of splice joints must be within 48" of hanger center line.



CEILING MOUNTED BRIDGE CRANES

20' BRIDGE LENGTH

RUNWAY LENGTH	SD	NO. OF HANGERS	250# CAPACITY			500# CAPACITY		
			MODEL NUMBER	WEIGHT	PRICE	MODEL NUMBER	WEIGHT	PRICE
23'-0	6'	10	250 - C - 20 - 23 - 06	520 #	\$2,925	500 - C - 20 - 23 - 06	680 #	\$3,531
	20'	4	250 - C - 20 - 23 - 20	615 #	\$3,382	500 - C - 20 - 23 - 20	790 #	\$4,054
28'-0	25'	4	250 - C - 20 - 28 - 25	885 #	\$4,296	500 - C - 20 - 28 - 25	1080 #	\$4,946
33'-0	6'	14	250 - C - 20 - 33 - 06	850 #	\$3,872	500 - C - 20 - 33 - 06	855 #	\$4,618
	20'	6	250 - C - 20 - 33 - 20	760 #	\$4,176	500 - C - 20 - 33 - 20	980 #	\$5,010
34'-0	30'	4	250 - C - 20 - 33 - 30	1250 #	\$4,657	500 - C - 20 - 33 - 30	1250 #	\$5,118
43'-0	6'	18	250 - C - 20 - 43 - 06	770 #	\$4,620	500 - C - 20 - 43 - 06	1025 #	\$5,546
	20'	6	250 - C - 20 - 43 - 20	910 #	\$4,889	500 - C - 20 - 43 - 20	1170 #	\$5,911
53'-0	6'	22	250 - C - 20 - 53 - 06	850 #	\$5,264	500 - C - 20 - 53 - 06	1140 #	\$6,300
	20'	8	250 - C - 20 - 53 - 20	1040 #	\$5,695	500 - C - 20 - 53 - 20	1370 #	\$6,848
63'-0	25'	6	250 - C - 20 - 53 - 25	1410 #	\$6,609	500 - C - 20 - 53 - 25	1730 #	\$7,477
	6'	26	250 - C - 20 - 63 - 06	965 #	\$6,058	500 - C - 20 - 63 - 06	1315 #	\$7,309
63'-0	20'	8	250 - C - 20 - 63 - 20	1190 #	\$6,288	500 - C - 20 - 63 - 20	1560 #	\$7,649
	30'	6	250 - C - 20 - 63 - 30	2050 #	\$7,128	500 - C - 20 - 63 - 30	2050 #	\$7,835
78'-0	25'	8	250 - C - 20 - 78 - 25	1950 #	\$8,661	500 - C - 20 - 78 - 25	2390 #	\$9,925
83'-0	6'	34	250 - C - 20 - 83 - 06	1160 #	\$7,444	500 - C - 20 - 83 - 06	1600 #	\$8,869
	20'	10	250 - C - 20 - 83 - 20	1475 #	\$7,692	500 - C - 20 - 83 - 20	1950 #	\$9,398
93'-0	30'	8	250 - C - 20 - 93 - 30	2820 #	\$9,571	500 - C - 20 - 93 - 30	2820 #	\$10,517
	6'	42	250 - C - 20 - 93 - 06	1390 #	\$8,863	500 - C - 20 - 93 - 06	1915 #	\$10,544
103'-0	20'	12	250 - C - 20 - 103 - 20	1160 #	\$9,514	500 - C - 20 - 103 - 20	2325 #	\$11,203
	25'	10	250 - C - 20 - 103 - 25	2500 #	\$11,035	500 - C - 20 - 103 - 25	3065 #	\$12,500
123'-0	30'	10	250 - C - 20 - 123 - 30	3620 #	\$12,036	500 - C - 20 - 123 - 30	3620 #	\$13,227

Price of Crane System includes:

- >Bridge
- >End Trucks
- >Hoist Trolley
- >Runways
- >Splice Assemblies
- >Festoon Trolleys
- >4-Cond #14 Flat Cable or 1/2" Air Hose
- >Festoon Clamps
- >Festoon Stack-up Section
- >Hanger Assemblies

NOTE: Hanger Assemblies include threaded rod (up to 72" in length), and hardware for the number of hangers specified. Sway bracing (by others) is required on all systems. For drops longer than 6', it is recommended that structural tubing or angle be used for increased rigidity.

Support Distance (SD) is maximum. On multiple bay systems, bay spacing will be divided equally unless otherwise specified.

For SD Dimension of 6', Center line of splice joints must be within 18" of hanger center line.
 For SD Dimensions of 20', 25', and 30', Center line of splice joints must be within 48" of hanger center line.



CEILING MOUNTED BRIDGE CRANES

23' BRIDGE LENGTH

RUNWAY LENGTH	SD	NO. OF HANGERS	250# CAPACITY				WEIGHT	PRICE	500# CAPACITY				WEIGHT	PRICE
			MODEL NUMBER	CAP	C	BL			RL	SD	MODEL NUMBER	CAP		
23'-0	6'	10	250 - C - 23 - 23 - 06				540 #	\$2,986	500 - C - 23 - 23 - 06				700 #	\$3,618
	20'	4	250 - C - 23 - 23 - 20				630 #	\$3,504	500 - C - 23 - 23 - 20				815 #	\$4,311
28'-0	25'	4	250 - C - 23 - 28 - 25				900 #	\$4,431	500 - C - 23 - 28 - 25				1110 #	\$5,070
	33'-0	6'	14	250 - C - 23 - 33 - 06			665 #	\$3,947	500 - C - 23 - 33 - 06				875 #	\$4,767
20'		6	250 - C - 23 - 33 - 20				775 #	\$4,289	500 - C - 23 - 33 - 20				1010 #	\$5,272
33'-0	30'	4	250 - C - 23 - 33 - 30				1275 #	\$4,766	500 - C - 23 - 33 - 30				1275 #	\$5,238
	43'-0	6'	18	250 - C - 23 - 43 - 06			790 #	\$4,714	500 - C - 23 - 43 - 06				1050 #	\$5,641
20'		6	250 - C - 23 - 43 - 20				915 #	\$5,024	500 - C - 23 - 43 - 20				1195 #	\$6,206
53'-0	6'	22	250 - C - 23 - 53 - 06				860 #	\$5,372	500 - C - 23 - 53 - 06				1160 #	\$6,388
	20'	8	250 - C - 23 - 53 - 20				1060 #	\$5,796	500 - C - 23 - 53 - 20				1390 #	\$7,068
63'-0	25'	6	250 - C - 23 - 53 - 25				1430 #	\$6,717	500 - C - 23 - 53 - 25				1760 #	\$7,592
	63'-0	6'	26	250 - C - 23 - 63 - 06			980 #	\$6,206	500 - C - 23 - 63 - 06				1335 #	\$7,322
20'		8	250 - C - 23 - 63 - 20				1200 #	\$6,490	500 - C - 23 - 63 - 20				1580 #	\$7,780
63'-0	30'	6	250 - C - 23 - 63 - 30				2075 #	\$7,331	500 - C - 23 - 63 - 30				2075 #	\$8,056
	78'-0	25'	8	250 - C - 23 - 78 - 25			1960 #	\$8,761	500 - C - 23 - 78 - 25				2410 #	\$10,040
83'-0		6'	34	250 - C - 23 - 83 - 06			1180 #	\$7,539	500 - C - 23 - 83 - 06				1620 #	\$8,994
	20'	10	250 - C - 23 - 83 - 20				1485 #	\$8,075	500 - C - 23 - 83 - 20				1960 #	\$9,569
93'-0	30'	8	250 - C - 23 - 93 - 30				2845 #	\$9,784	500 - C - 23 - 93 - 30				2845 #	\$10,752
	6'	42	250 - C - 23 - 103 - 06				1410 #	\$9,205	500 - C - 23 - 103 - 06				1940 #	\$10,927
103'-0	20'	12	250 - C - 23 - 103 - 20				1775 #	\$9,629	500 - C - 23 - 103 - 20				2350 #	\$11,398
	25'	10	250 - C - 23 - 103 - 25				2525 #	\$11,155	500 - C - 23 - 103 - 25				3100 #	\$12,635
123'-0	30'	10	250 - C - 23 - 123 - 30				3650 #	\$12,226	500 - C - 23 - 123 - 30				3650 #	\$13,435

Price of Crane System includes:

- >Bridge
- >End Trucks
- >Hoist Trolley
- >Runways
- >Splice Assemblies
- >Festoon Trolleys
- >4-Cond #14 Flat Cable or 1/2" Air Hose
- >Festoon Clamps
- >Festoon Stack-up Section
- >Hanger Assemblies

NOTE: Hanger Assemblies include threaded rod (up to 72" in length), and hardware for the number of hangers specified. Sway bracing (by others) is required on all systems. For drops longer than 6', it is recommended that structural tubing or angle be used for increased rigidity.

Support Distance (SD) is maximum. On multiple bay systems, bay spacing will be divided equally unless otherwise specified.

For SD Dimension of 6', Center line of splice joints must be within 18" of hanger center line.
 For SD Dimensions of 20', 25', and 30', Center line of splice joints must be within 48" of hanger center line.



CEILING MOUNTED BRIDGE CRANES

28' BRIDGE LENGTH

RUNWAY LENGTH	SD	NO. OF HANGERS	250# CAPACITY			500# CAPACITY		
			MODEL NUMBER CAP C BL RL SD	WEIGHT	PRICE	MODEL NUMBER CAP C BL RL SD	WEIGHT	PRICE
23'-0	6'	10	250 - C - 28 - 23 - 06	725 #	\$3,287	500 - C - 28 - 23 - 06	900 #	\$4,338
	20'	4	250 - C - 28 - 23 - 20	825 #	\$4,095	500 - C - 28 - 23 - 20	1010 #	\$4,969
28'-0	25'	4	250 - C - 28 - 28 - 25	1100 #	\$5,615	500 - C - 28 - 28 - 25	1300 #	\$5,930
33'-0	6'	14	250 - C - 28 - 33 - 06	860 #	\$4,095	500 - C - 28 - 33 - 06	1080 #	\$5,364
	20'	6	250 - C - 28 - 33 - 20	965 #	\$4,600	500 - C - 28 - 33 - 20	1210 #	\$5,843
33'-0	30'	4	250 - C - 28 - 33 - 30	1475 #	\$5,287	500 - C - 28 - 33 - 30	1475 #	\$5,810
43'-0	6'	18	250 - C - 28 - 43 - 06	975 #	\$4,902	500 - C - 28 - 43 - 06	1250 #	\$6,059
	20'	6	250 - C - 28 - 43 - 20	1110 #	\$5,305	500 - C - 28 - 43 - 20	1400 #	\$6,624
53'-0	6'	22	250 - C - 28 - 53 - 06	1050 #	\$5,217	500 - C - 28 - 53 - 06	1370 #	\$6,851
	20'	8	250 - C - 28 - 53 - 20	1250 #	\$6,221	500 - C - 28 - 53 - 20	1590 #	\$7,457
63'-0	25'	6	250 - C - 28 - 53 - 25	1625 #	\$7,793	500 - C - 28 - 53 - 25	1955 #	\$8,470
	6'	26	250 - C - 28 - 63 - 06	1170 #	\$5,911	500 - C - 28 - 63 - 06	1540 #	\$7,725
63'-0	20'	8	250 - C - 28 - 63 - 20	1390 #	\$6,973	500 - C - 28 - 63 - 20	1785 #	\$7,016
	30'	6	250 - C - 28 - 63 - 30	2275 #	\$7,759	500 - C - 28 - 63 - 30	2275 #	\$8,526
78'-0	25'	8	250 - C - 28 - 78 - 25	2150 #	\$9,979	500 - C - 28 - 78 - 25	2610 #	\$10,947
83'-0	6'	34	250 - C - 28 - 83 - 06	1370 #	\$7,001	500 - C - 28 - 83 - 06	1825 #	\$9,273
	20'	10	250 - C - 28 - 83 - 20	1675 #	\$8,331	500 - C - 28 - 83 - 20	2170 #	\$10,040
93'-0	30'	8	250 - C - 28 - 93 - 30	3050 #	\$10,213	500 - C - 28 - 93 - 30	3050 #	\$11,222
	6'	42	250 - C - 28 - 103 - 06	1590 #	\$8,335	500 - C - 28 - 103 - 06	2140 #	\$10,980
103'-0	20'	12	250 - C - 28 - 103 - 20	1960 #	\$9,743	500 - C - 28 - 103 - 20	2550 #	\$11,827
	25'	10	250 - C - 28 - 103 - 25	2710 #	\$12,164	500 - C - 28 - 103 - 25	3285 #	\$13,516
123'-0	30'	10	250 - C - 28 - 123 - 30	3850 #	\$12,660	500 - C - 28 - 123 - 30	3850 #	\$13,912

Price of Crane System includes:

- >Bridge
- >End Trucks
- >Hoist Trolley
- >Runways
- >Splice Assemblies
- >Festoon Trolleys
- >4-Cond #14 Flat Cable or 1/2" Air Hose
- >Festoon Clamps
- >Festoon Stack-up Section
- >Hanger Assemblies

NOTE: Hanger Assemblies include threaded rod (up to 72" in length), and hardware for the number of hangers specified. Sway bracing (by others) is required on all systems. For drops longer than 6', it is recommended that structural tubing or angle be used for increased rigidity.

Support Distance (SD) is maximum. On multiple bay systems, bay spacing will be divided equally unless otherwise specified.

For SD Dimension of 6', Center line of splice joints must be within 18" of hanger center line.
 For SD Dimensions of 20', 25', and 30', Center line of splice joints must be within 48" of hanger center line.



CEILING MOUNTED BRIDGE CRANES

34' BRIDGE LENGTH

RUNWAY LENGTH	SD	NO. OF HANGERS	250# CAPACITY				500# CAPACITY									
			MODEL NUMBER	WEIGHT	PRICE	MODEL NUMBER	WEIGHT	PRICE								
			CAP	C	BL	RL	SD									
28'-0	25'	4	250	- C -	34	- 28	- 25	1375 #	\$5,580	500	- C -	34	- 28	- 25	1375 #	\$6,132
33'-0	6'	14	250	- C -	34	- 33	- 06	1150 #	\$5,160	500	- C -	34	- 33	- 06	1150 #	\$5,668
	20'	6	250	- C -	34	- 33	- 20	1280 #	\$5,457	500	- C -	34	- 33	- 20	1280 #	\$5,997
33'-0	30'	4	250	- C -	34	- 33	- 30	1550 #	\$5,708	500	- C -	34	- 33	- 30	1550 #	\$6,273
43'-0	6'	18	250	- C -	34	- 43	- 06	1325 #	\$5,575	500	- C -	34	- 43	- 06	1325 #	\$6,127
	20'	6	250	- C -	34	- 43	- 20	1470 #	\$6,136	500	- C -	34	- 43	- 20	1470 #	\$6,744
	6'	22	250	- C -	34	- 53	- 06	1440 #	\$6,383	500	- C -	34	- 53	- 06	1440 #	\$7,013
53'-0	20'	8	250	- C -	34	- 53	- 20	1660 #	\$6,908	500	- C -	34	- 53	- 20	1660 #	\$7,592
	25'	6	250	- C -	34	- 53	- 25	2025 #	\$7,893	500	- C -	34	- 53	- 25	2025 #	\$8,674
63'-0	6'	26	250	- C -	34	- 63	- 06	1610 #	\$7,141	500	- C -	34	- 63	- 06	1610 #	\$7,847
	20'	8	250	- C -	34	- 63	- 20	1850 #	\$7,564	500	- C -	34	- 63	- 20	1850 #	\$8,311
63'-0	30'	6	250	- C -	34	- 63	- 30	2340 #	\$8,225	500	- C -	34	- 63	- 30	2340 #	\$9,037
78'-0	25'	8	250	- C -	34	- 78	- 25	2675 #	\$10,189	500	- C -	34	- 78	- 25	2675 #	\$11,196
83'-0	6'	34	250	- C -	34	- 83	- 06	1890 #	\$8,329	500	- C -	34	- 83	- 06	1890 #	\$9,152
	20'	10	250	- C -	34	- 83	- 20	2235 #	\$9,233	500	- C -	34	- 83	- 20	2235 #	\$10,147
93'-0	30'	8	250	- C -	34	- 93	- 30	3110 #	\$10,587	500	- C -	34	- 93	- 30	3110 #	\$11,633
	6'	42	250	- C -	34	- 103	- 06	2210 #	\$10,433	500	- C -	34	- 103	- 06	2210 #	\$11,465
103'-0	20'	12	250	- C -	34	- 103	- 20	2620 #	\$10,880	500	- C -	34	- 103	- 20	2620 #	\$11,956
	25'	10	250	- C -	34	- 103	- 25	3360 #	\$11,168	500	- C -	34	- 103	- 25	3360 #	\$12,272
123'-0	30'	10	250	- C -	34	- 123	- 30	3910 #	\$13,101	500	- C -	34	- 123	- 30	3910 #	\$14,397

Price of Crane System includes:

- >Bridge
- >End Trucks
- >Hoist Trolley
- >Runways
- >Splice Assemblies
- >Festoon Trolleys
- >4-Cond #14 Flat Cable or 1/2" Air Hose
- >Festoon Clamps
- >Festoon Stack-up Section
- >Hanger Assemblies

NOTE: Hanger Assemblies include threaded rod (up to 72" in length), and hardware for the number of hangers specified. Sway bracing (by others) is required on all systems. For drops longer than 6', it is recommended that structural tubing or angle be used for increased rigidity.

Support Distance (SD) is maximum. On multiple bay systems, bay spacing will be divided equally unless otherwise specified.

For SD Dimension of 6', Center line of splice joints must be within 18" of hanger center line.
 For SD Dimensions of 20', 25', and 30', Center line of splice joints must be within 48" of hanger center line.



CEILING MOUNTED BRIDGE CRANES

8' BRIDGE LENGTH

RUNWAY LENGTH	SD	NO. OF HANGERS	1000# CAPACITY			2000# CAPACITY		
			MODEL NUMBER CAP C BL RL SD	WEIGHT	PRICE	MODEL NUMBER CAP C BL RL SD	WEIGHT	PRICE
11'-6"	6'	6	1000 - C - 8 - 11 - 06	580 #	\$2,401	2000 - C - 8 - 11 - 06	770 #	\$2,899
	20'	4	1000 - C - 8 - 11 - 20	710 #	\$2,911	2000 - C - 8 - 11 - 20	935 #	\$3,208
23'-0"	6'	10	1000 - C - 8 - 23 - 06	810 #	\$3,746	2000 - C - 8 - 23 - 06	1165 #	\$4,041
	20'	4	1000 - C - 8 - 23 - 20	1045 #	\$3,994	2000 - C - 8 - 23 - 20	1395 #	\$4,641
28'-0"	25'	4	1000 - C - 8 - 28 - 25	1390 #	\$4,755	2000 - C - 8 - 28 - 25	1790 #	\$5,636
33'-0"	6'	14	1000 - C - 8 - 33 - 06	1065 #	\$5,386	2000 - C - 8 - 33 - 06	1489 #	\$5,521
	20'	6	1000 - C - 8 - 33 - 20	1360 #	\$5,097	2000 - C - 8 - 33 - 20	1816 #	\$5,818
33'-0"	30'	4	1000 - C - 8 - 33 - 30	1640 #	\$5,311	2000 - C - 8 - 33 - 30	2108 #	\$6,328
43'-0"	6'	18	1000 - C - 8 - 43 - 06	1320 #	\$6,583	2000 - C - 8 - 43 - 06	1859 #	\$6,583
	20'	6	1000 - C - 8 - 43 - 20	1670 #	\$6,106	2000 - C - 8 - 43 - 20	2241 #	\$7,068
53'-0"	6'	22	1000 - C - 8 - 53 - 06	1490 #	\$7,424	2000 - C - 8 - 53 - 06	2135 #	\$7,524
	20'	8	1000 - C - 8 - 53 - 20	1980 #	\$7,195	2000 - C - 8 - 53 - 20	2661 #	\$8,238
	25'	6	1000 - C - 8 - 53 - 25	1340 #	\$7,322	2000 - C - 8 - 53 - 25	3009 #	\$8,869
63'-0"	6'	26	1000 - C - 8 - 63 - 06	1740 #	\$8,661	2000 - C - 8 - 63 - 06	2555 #	\$8,863
	20'	8	1000 - C - 8 - 63 - 20	2290 #	\$8,224	2000 - C - 8 - 63 - 20	3086 #	\$9,475
63'-0"	30'	6	1000 - C - 8 - 63 - 30	2800 #	\$8,452	2000 - C - 8 - 63 - 30	3603 #	\$10,194
78'-0"	25'	8	1000 - C - 8 - 78 - 25	3290 #	\$9,838	2000 - C - 8 - 78 - 25	4228 #	\$12,137
83'-0"	6'	34	1000 - C - 8 - 83 - 06	2165 #	\$10,704	2000 - C - 8 - 83 - 06	3200 #	\$10,873
	20'	10	1000 - C - 8 - 83 - 20	2915 #	\$10,322	2000 - C - 8 - 83 - 20	3932 #	\$11,894
93'-0"	30'	8	1000 - C - 8 - 93 - 30	3920 #	\$11,506	2000 - C - 8 - 93 - 30	5045 #	\$13,563
	6'	42	1000 - C - 8 - 103 - 06	2626 #	\$12,971	2000 - C - 8 - 103 - 06	3847 #	\$12,890
103'-0"	20'	12	1000 - C - 8 - 103 - 20	3550 #	\$12,474	2000 - C - 8 - 103 - 20	4778 #	\$14,316
	25'	10	1000 - C - 8 - 103 - 25	4300 #	\$12,286	2000 - C - 8 - 103 - 25	5500 #	\$15,588
123'-0"	30'	10	1000 - C - 8 - 123 - 30	5080 #	\$14,517	2000 - C - 8 - 123 - 30	6540 #	\$17,316

Price of Crane System includes:

- >Bridge
- >End Trucks
- >Hoist Trolley
- >Runways
- >Splice Assemblies
- >Festoon Trolleys
- >4-Cond #14 Flat Cable or 1/2" Air Hose
- >Festoon Clamps
- >Festoon Stack-up Section
- >Hanger Assemblies

NOTE: Hanger Assemblies include threaded rod (up to 72" in length), and hardware for the number of hangers specified. Sway bracing (by others) is required on all systems. For drops longer than 6', it is recommended that structural tubing or angle be used for increased rigidity.

Support Distance (SD) is maximum. On multiple bay systems, bay spacing will be divided equally unless otherwise specified.

For SD Dimension of 6', Center line of splice joints must be within 18" of hanger center line.
 For SD Dimensions of 20', 25', and 30', Center line of splice joints must be within 48" of hanger center line.



CEILING MOUNTED BRIDGE CRANES

10' BRIDGE LENGTH

RUNWAY LENGTH	SD	NO. OF HANGERS	1000# CAPACITY				2000# CAPACITY			
			MODEL NUMBER	WEIGHT	PRICE	MODEL NUMBER	WEIGHT	PRICE		
11'-6"	6'	6	1000 - C - 10 - 11 - 06	607 #	\$2,475	2000 - C - 10 - 11 - 06	806 #	\$2,993		
	20'	4	1000 - C - 10 - 11 - 20	729 #	\$2,993	2000 - C - 10 - 11 - 20	969 #	\$3,307		
23'-0"	6'	10	1000 - C - 10 - 23 - 06	834 #	\$3,805	2000 - C - 10 - 23 - 06	1197 #	\$4,136		
	20'	4	1000 - C - 10 - 23 - 20	1066 #	\$4,068	2000 - C - 10 - 23 - 20	1430 #	\$4,747		
28'-0"	25'	4	1000 - C - 10 - 28 - 25	1413 #	\$4,861	2000 - C - 10 - 28 - 25	1825 #	\$5,756		
33'-0"	6'	14	1000 - C - 10 - 33 - 06	1083 #	\$5,459	2000 - C - 10 - 33 - 06	1525 #	\$5,621		
	20'	6	1000 - C - 10 - 33 - 20	1379 #	\$5,191	2000 - C - 10 - 33 - 20	1851 #	\$5,925		
33'-0"	30'	4	1000 - C - 10 - 33 - 30	1662 #	\$5,399	2000 - C - 10 - 33 - 30	2143 #	\$6,448		
43'-0"	6'	18	1000 - C - 10 - 43 - 06	1339 #	\$6,650	2000 - C - 10 - 43 - 06	1894 #	\$6,692		
	20'	6	1000 - C - 10 - 43 - 20	1691 #	\$6,213	2000 - C - 10 - 43 - 20	2276 #	\$7,195		
53'-0"	6'	22	1000 - C - 10 - 53 - 06	1507 #	\$7,504	2000 - C - 10 - 53 - 06	2170 #	\$7,625		
	20'	8	1000 - C - 10 - 53 - 20	2003 #	\$7,289	2000 - C - 10 - 53 - 20	2696 #	\$8,284		
	25'	6	1000 - C - 10 - 53 - 25	2360 #	\$7,499	2000 - C - 10 - 53 - 25	3044 #	\$9,004		
63'-0"	6'	26	1000 - C - 10 - 63 - 06	1762 #	\$8,734	2000 - C - 10 - 63 - 06	2590 #	\$8,970		
	20'	8	1000 - C - 10 - 63 - 20	2314 #	\$8,318	2000 - C - 10 - 63 - 20	3121 #	\$9,602		
63'-0"	30'	6	1000 - C - 10 - 63 - 30	2821 #	\$8,554	2000 - C - 10 - 63 - 30	3638 #	\$10,315		
78'-0"	25'	8	1000 - C - 10 - 78 - 25	3309 #	\$9,993	2000 - C - 10 - 78 - 25	4263 #	\$12,272		
83'-0"	6'	34	1000 - C - 10 - 83 - 06	2186 #	\$10,779	2000 - C - 10 - 83 - 06	3236 #	\$10,984		
	20'	10	1000 - C - 10 - 83 - 20	2937 #	\$10,429	2000 - C - 10 - 83 - 20	3967 #	\$12,003		
93'-0"	30'	8	1000 - C - 10 - 93 - 30	3943 #	\$12,387	2000 - C - 10 - 93 - 30	5080 #	\$13,690		
	6'	42	1000 - C - 10 - 103 - 06	2651 #	\$13,052	2000 - C - 10 - 103 - 06	3882 #	\$12,991		
103'-0"	20'	12	1000 - C - 10 - 103 - 20	3562 #	\$12,554	2000 - C - 10 - 103 - 20	4813 #	\$14,444		
	25'	10	1000 - C - 10 - 103 - 25	4294 #	\$12,453	2000 - C - 10 - 103 - 25	5535 #	\$15,714		
123'-0"	30'	10	1000 - C - 10 - 123 - 30	5102 #	\$14,626	2000 - C - 10 - 123 - 30	6575 #	\$17,476		

Price of Crane System includes:

- >Bridge
- >End Trucks
- >Hoist Trolley
- >Runways
- >Splice Assemblies
- >Festoon Trolleys
- >4-Cond #14 Flat Cable or 1/2" Air Hose
- >Festoon Clamps
- >Festoon Stack-up Section
- >Hanger Assemblies

NOTE: Hanger Assemblies include threaded rod (up to 72" in length), and hardware for the number of hangers specified. Sway bracing (by others) is required on all systems. For drops longer than 6', it is recommended that structural tubing or angle be used for increased rigidity.

Support Distance (SD) is maximum. On multiple bay systems, bay spacing will be divided equally unless otherwise specified.

For SD Dimension of 6', Center line of splice joints must be within 18" of hanger center line.
 For SD Dimensions of 20', 25', and 30', Center line of splice joints must be within 48" of hanger center line.



CEILING MOUNTED BRIDGE CRANES

15' BRIDGE LENGTH

RUNWAY LENGTH	SD	NO. OF HANGERS	1000# CAPACITY			2000# CAPACITY		
			MODEL NUMBER CAP C BL RL SD	WEIGHT	PRICE	MODEL NUMBER CAP C BL RL SD	WEIGHT	PRICE
23'-0	6'	10	1000 - C - 15 - 23 - 06	902 #	\$4,237	2000 - C - 15 - 23 - 06	1290 #	\$4,627
	20'	4	1000 - C - 15 - 23 - 20	1135 #	\$4,316	2000 - C - 15 - 23 - 20	1523 #	\$5,035
28'-0	25'	4	1000 - C - 15 - 28 - 25	1481 #	\$5,103	2000 - C - 15 - 28 - 25	1918 #	\$6,044
33'-0	6'	14	1000 - C - 15 - 33 - 06	1151 #	\$5,647	2000 - C - 15 - 33 - 06	1617 #	\$5,857
	20'	6	1000 - C - 15 - 33 - 20	1448 #	\$5,427	2000 - C - 15 - 33 - 20	1944 #	\$6,281
33'-0	30'	4	1000 - C - 15 - 33 - 30	1730 #	\$5,629	2000 - C - 15 - 33 - 30	2236 #	\$6,717
43'-0	6'	18	1000 - C - 15 - 43 - 06	1407 #	\$6,838	2000 - C - 15 - 43 - 06	1987 #	\$6,919
	20'	6	1000 - C - 15 - 43 - 20	1759 #	\$6,448	2000 - C - 15 - 43 - 20	2369 #	\$7,462
53'-0	6'	22	1000 - C - 15 - 53 - 06	1575 #	\$7,700	2000 - C - 15 - 53 - 06	2263 #	\$7,860
	20'	8	1000 - C - 15 - 53 - 20	2071 #	\$7,524	2000 - C - 15 - 53 - 20	2789 #	\$8,601
63'-0	25'	6	1000 - C - 15 - 53 - 25	2429 #	\$7,706	2000 - C - 15 - 53 - 25	3137 #	\$9,287
	6'	26	1000 - C - 15 - 63 - 06	1831 #	\$8,923	2000 - C - 15 - 63 - 06	2683 #	\$9,219
63'-0	20'	8	1000 - C - 15 - 63 - 20	2382 #	\$8,560	2000 - C - 15 - 63 - 20	3214 #	\$9,871
	30'	6	1000 - C - 15 - 63 - 30	2889 #	\$8,930	2000 - C - 15 - 63 - 30	3731 #	\$10,591
78'-0	25'	8	1000 - C - 15 - 78 - 25	3377 #	\$10,214	2000 - C - 15 - 78 - 25	4356 #	\$12,561
83'-0	6'	34	1000 - C - 15 - 83 - 06	2254 #	\$10,980	2000 - C - 15 - 83 - 06	3328 #	\$11,222
	20'	10	1000 - C - 15 - 83 - 20	3006 #	\$10,671	2000 - C - 15 - 83 - 20	4059 #	\$12,286
93'-0	30'	8	1000 - C - 15 - 93 - 30	4011 #	\$12,043	2000 - C - 15 - 93 - 30	5173 #	\$13,967
	6'	42	1000 - C - 15 - 103 - 06	2719 #	\$13,213	2000 - C - 15 - 103 - 06	3975 #	\$13,234
103'-0	20'	12	1000 - C - 15 - 103 - 20	3630 #	\$12,804	2000 - C - 15 - 103 - 20	4906 #	\$14,705
	25'	10	1000 - C - 15 - 103 - 25	4362 #	\$12,675	2000 - C - 15 - 103 - 25	5628 #	\$16,011
123'-0	30'	10	1000 - C - 15 - 123 - 30	5170 #	\$15,097	2000 - C - 15 - 123 - 30	6668 #	\$17,745

Price of Crane System includes:

- >Bridge
- >End Trucks
- >Hoist Trolley
- >Runways
- >Splice Assemblies
- >Festoon Trolleys
- >4-Cond #14 Flat Cable or 1/2" Air Hose
- >Festoon Clamps
- >Festoon Stack-up Section
- >Hanger Assemblies

NOTE: Hanger Assemblies include threaded rod (up to 72" in length), and hardware for the number of hangers specified. Sway bracing (by others) is required on all systems. For drops longer than 6', it is recommended that structural tubing or angle be used for increased rigidity.

Support Distance (SD) is maximum. On multiple bay systems, bay spacing will be divided equally unless otherwise specified.

For SD Dimension of 6', Center line of splice joints must be within 18" of hanger center line.

For SD Dimensions of 20', 25', and 30', Center line of splice joints must be within 48" of hanger center line.



CEILING MOUNTED BRIDGE CRANES

20' BRIDGE LENGTH

RUNWAY LENGTH	SD	NO. OF HANGERS	1000# CAPACITY				2000# CAPACITY			
			MODEL NUMBER	WEIGHT	PRICE	MODEL NUMBER	WEIGHT	PRICE		
23'-0	6'	10	1000 - C - 20 - 23 - 06	975 #	\$4,431	2000 - C - 20 - 23 - 06	1388 #	\$4,869		
	20'	4	1000 - C - 20 - 23 - 20	1208 #	\$4,660	2000 - C - 20 - 23 - 20	1620 #	\$5,292		
28'-0	25'	4	1000 - C - 20 - 28 - 25	1554 #	\$5,347	2000 - C - 20 - 28 - 25	2016 #	\$6,328		
	6'	14	1000 - C - 20 - 33 - 06	1225 #	\$5,850	2000 - C - 20 - 33 - 06	1715 #	\$6,099		
33'-0		20'	6	1000 - C - 20 - 33 - 20	1521 #	\$5,723	2000 - C - 20 - 33 - 20	2041 #	\$6,448	
	33'-0	30'	4	1000 - C - 20 - 33 - 30	1803 #	\$5,850	2000 - C - 20 - 33 - 30	2333 #	\$6,233	
43'-0		6'	18	1000 - C - 20 - 43 - 06	1480 #	\$7,028	2000 - C - 20 - 43 - 06	2084 #	\$7,154	
		20'	6	1000 - C - 20 - 43 - 20	1832 #	\$6,851	2000 - C - 20 - 43 - 20	2466 #	\$7,730	
		6'	22	1000 - C - 20 - 53 - 06	1648 #	\$7,902	2000 - C - 20 - 53 - 06	2361 #	\$8,103	
	53'-0	20'	8	1000 - C - 20 - 53 - 20	2144 #	\$7,725	2000 - C - 20 - 53 - 20	2887 #	\$8,869	
		25'	6	1000 - C - 20 - 53 - 25	2502 #	\$8,022	2000 - C - 20 - 53 - 25	3234 #	\$9,575	
	63'-0	6'	26	1000 - C - 20 - 63 - 06	1904 #	\$9,138	2000 - C - 20 - 63 - 06	2780 #	\$9,447	
		20'	8	1000 - C - 20 - 63 - 20	2455 #	\$9,010	2000 - C - 20 - 63 - 20	3312 #	\$10,134	
	63'-0	30'	6	1000 - C - 20 - 63 - 30	2963 #	\$9,152	2000 - C - 20 - 63 - 30	3829 #	\$10,867	
78'-0		25'	8	1000 - C - 20 - 78 - 25	3450 #	\$10,510	2000 - C - 20 - 78 - 25	4454 #	\$12,830	
	83'-0	6'	34	1000 - C - 20 - 83 - 06	2328 #	\$11,183	2000 - C - 20 - 83 - 06	3426 #	\$11,465	
		20'	10	1000 - C - 20 - 83 - 20	3079 #	\$11,155	2000 - C - 20 - 83 - 20	4157 #	\$12,547	
	93'-0	30'	8	1000 - C - 20 - 93 - 30	4048 #	\$12,265	2000 - C - 20 - 93 - 30	5270 #	\$14,235	
		6'	42	1000 - C - 20 - 103 - 06	2792 #	\$13,416	2000 - C - 20 - 103 - 06	4073 #	\$13,468	
	103'-0	20'	12	1000 - C - 20 - 103 - 20	3703 #	\$13,374	2000 - C - 20 - 103 - 20	5003 #	\$14,975	
		25'	10	1000 - C - 20 - 103 - 25	4435 #	\$12,971	2000 - C - 20 - 103 - 25	5726 #	\$16,185	
	123'-0	30'	10	1000 - C - 20 - 123 - 30	5243 #	\$15,351	2000 - C - 20 - 123 - 30	6766 #	\$18,015	

Price of Crane System includes:

- >Bridge
- >End Trucks
- >Hoist Trolley
- >Runways
- >Splice Assemblies
- >Festoon Trolleys
- >4-Cond #14 Flat Cable or 1/2" Air Hose
- >Festoon Clamps
- >Festoon Stack-up Section
- >Hanger Assemblies

NOTE: Hanger Assemblies include threaded rod (up to 72" in length), and hardware for the number of hangers specified. Sway bracing (by others) is required on all systems. For drops longer than 6', it is recommended that structural tubing or angle be used for increased rigidity.

Support Distance (SD) is maximum. On multiple bay systems, bay spacing will be divided equally unless otherwise specified.

For SD Dimension of 6', Center line of splice joints must be within 18" of hanger center line.

For SD Dimensions of 20', 25', and 30', Center line of splice joints must be within 48" of hanger center line.



CEILING MOUNTED BRIDGE CRANES

23' BRIDGE LENGTH

RUNWAY LENGTH	SD	NO. OF HANGERS	1000# CAPACITY			2000# CAPACITY		
			MODEL NUMBER CAP C BL RL SD	WEIGHT	PRICE	MODEL NUMBER CAP C BL RL SD	WEIGHT	PRICE
23'-0	6'	10	1000 - C - 23 - 23 - 06	1013 #	\$4,559	2000 - C - 23 - 23 - 06	1440 #	\$5,016
	20'	4	1000 - C - 23 - 23 - 20	1245 #	\$4,794	2000 - C - 23 - 23 - 20	1672 #	\$5,440
28'-0	25'	4	1000 - C - 23 - 28 - 25	1592 #	\$5,481	2000 - C - 23 - 28 - 25	2068 #	\$6,495
	33'-0	6'	14	1000 - C - 23 - 33 - 06	1262 #	\$5,964	2000 - C - 23 - 33 - 06	1767 #
20'		6	1000 - C - 23 - 33 - 20	1558 #	\$5,937	2000 - C - 23 - 33 - 20	2093 #	\$6,636
33'-0	30'	4	1000 - C - 23 - 33 - 30	1840 #	\$6,609	2000 - C - 23 - 33 - 30	2385 #	\$7,154
43'-0	6'	18	1000 - C - 23 - 43 - 06	1517 #	\$7,154	2000 - C - 23 - 43 - 06	2136 #	\$7,303
	20'	6	1000 - C - 23 - 43 - 20	1869 #	\$6,986	2000 - C - 23 - 43 - 20	2519 #	\$7,874
53'-0	6'	22	1000 - C - 23 - 53 - 06	1686 #	\$8,022	2000 - C - 23 - 53 - 06	2413 #	\$8,238
	20'	8	1000 - C - 23 - 53 - 20	2182 #	\$8,103	2000 - C - 23 - 53 - 20	2939 #	\$9,064
63'-0	25'	6	1000 - C - 23 - 53 - 25	2539 #	\$8,230	2000 - C - 23 - 53 - 25	3286 #	\$9,703
	6'	26	1000 - C - 23 - 63 - 06	1941 #	\$9,247	2000 - C - 23 - 63 - 06	2832 #	\$9,582
20'		8	1000 - C - 23 - 63 - 20	2493 #	\$9,138	2000 - C - 23 - 63 - 20	3364 #	\$10,288
63'-0	30'	6	1000 - C - 23 - 63 - 30	3000 #	\$9,266	2000 - C - 23 - 63 - 30	3881 #	\$11,020
78'-0	25'	8	1000 - C - 23 - 78 - 25	3487 #	\$10,671	2000 - C - 23 - 78 - 25	4506 #	\$12,971
83'-0	6'	34	1000 - C - 23 - 83 - 06	2365 #	\$11,290	2000 - C - 23 - 83 - 06	3478 #	\$11,600
	20'	10	1000 - C - 23 - 83 - 20	3116 #	\$11,317	2000 - C - 23 - 83 - 20	4209 #	\$12,701
93'-0	30'	8	1000 - C - 23 - 93 - 30	4121 #	\$12,380	2000 - C - 23 - 93 - 30	5322 #	\$14,377
	6'	42	1000 - C - 23 - 103 - 06	2830 #	\$13,643	2000 - C - 23 - 103 - 06	4125 #	\$13,617
103'-0	20'	12	1000 - C - 23 - 103 - 20	3740 #	\$13,509	2000 - C - 23 - 103 - 20	5055 #	\$15,137
	25'	10	1000 - C - 23 - 103 - 25	4473 #	\$13,563	2000 - C - 23 - 103 - 25	5778 #	\$16,434
123'-0	30'	10	1000 - C - 23 - 123 - 30	5281 #	\$15,694	2000 - C - 23 - 123 - 30	6818 #	\$18,162

Price of Crane System includes:

- >Bridge
- >End Trucks
- >Hoist Trolley
- >Runways
- >Splice Assemblies
- >Festoon Trolleys
- >4-Cond #14 Flat Cable or 1/2" Air Hose
- >Festoon Clamps
- >Festoon Stack-up Section
- >Hanger Assemblies

NOTE: Hanger Assemblies include threaded rod (up to 72" in length), and hardware for the number of hangers specified. Sway bracing (by others) is required on all systems. For drops longer than 6', it is recommended that structural tubing or angle be used for increased rigidity.

Support Distance (SD) is maximum. On multiple bay systems, bay spacing will be divided equally unless otherwise specified.

For SD Dimension of 6', Center line of splice joints must be within 18" of hanger center line.

For SD Dimensions of 20', 25', and 30', Center line of splice joints must be within 48" of hanger center line.



CEILING MOUNTED BRIDGE CRANES

28' BRIDGE LENGTH

RUNWAY LENGTH	SD	NO. OF HANGERS	1000# CAPACITY				2000# CAPACITY			
			MODEL NUMBER	WEIGHT	PRICE	MODEL NUMBER	WEIGHT	PRICE		
23'-0	6'	10	1000 - C - 28 - 23 - 06	1242 #	\$4,585	2000 - C - 28 - 23 - 06	1693 #	\$5,656		
	20'	4	1000 - C - 28 - 23 - 20	1474 #	\$5,279	2000 - C - 28 - 23 - 20	1926 #	\$6,341		
28'-0	25'	4	1000 - C - 28 - 28 - 25	1821 #	\$6,583	2000 - C - 28 - 28 - 25	2321 #	\$7,686		
	33'-0	6'	14	1000 - C - 28 - 33 - 06	1500 #	\$6,194	2000 - C - 28 - 33 - 06	2038 #	\$6,913	
20'		6	1000 - C - 28 - 33 - 20	1796 #	\$6,234	2000 - C - 28 - 33 - 20	2364 #	\$7,229		
33'-0	30'	4	1000 - C - 28 - 33 - 30	2070 #	\$6,960	2000 - C - 28 - 33 - 30	2639 #	\$8,634		
43'-0	6'	18	1000 - C - 28 - 43 - 06	1755 #	\$7,322	2000 - C - 28 - 43 - 06	2407 #	\$7,975		
	20'	6	1000 - C - 28 - 43 - 20	2108 #	\$7,275	2000 - C - 28 - 43 - 20	2739 #	\$8,776		
53'-0	6'	22	1000 - C - 28 - 53 - 06	1924 #	\$8,049	2000 - C - 28 - 53 - 06	2683 #	\$8,883		
	20'	8	1000 - C - 28 - 53 - 20	2420 #	\$8,278	2000 - C - 28 - 53 - 20	3209 #	\$9,670		
63'-0	25'	6	1000 - C - 28 - 53 - 25	2768 #	\$9,314	2000 - C - 28 - 53 - 25	3540 #	\$11,087		
	63'-0	6'	26	1000 - C - 28 - 63 - 06	2179 #	\$9,098	2000 - C - 28 - 63 - 06	3103 #	\$10,106	
20'		8	1000 - C - 28 - 63 - 20	2731 #	\$9,219	2000 - C - 28 - 63 - 20	3634 #	\$11,209		
63'-0	30'	6	1000 - C - 28 - 63 - 30	3229 #	\$10,255	2000 - C - 28 - 63 - 30	4134 #	\$12,494		
78'-0	25'	8	1000 - C - 28 - 78 - 25	3717 #	\$11,721	2000 - C - 28 - 78 - 25	4759 #	\$14,222		
83'-0	6'	34	1000 - C - 28 - 83 - 06	2603 #	\$10,885	2000 - C - 28 - 83 - 06	3749 #	\$11,929		
	20'	10	1000 - C - 28 - 83 - 20	3354 #	\$11,183	2000 - C - 28 - 83 - 20	4480 #	\$13,516		
93'-0	30'	8	1000 - C - 28 - 93 - 30	4350 #	\$13,294	2000 - C - 28 - 93 - 30	5576 #	\$15,829		
	6'	42	1000 - C - 28 - 103 - 06	3068 #	\$12,930	2000 - C - 28 - 103 - 06	4395 #	\$13,737		
103'-0	20'	12	1000 - C - 28 - 103 - 20	3978 #	\$13,160	2000 - C - 28 - 103 - 20	5326 #	\$15,849		
	25'	10	1000 - C - 28 - 103 - 25	4702 #	\$14,505	2000 - C - 28 - 103 - 25	6032 #	\$17,476		
123'-0	30'	10	1000 - C - 28 - 123 - 30	5510 #	\$16,332	2000 - C - 28 - 123 - 30	7071 #	\$19,614		

Price of Crane System includes:

- >Bridge
- >End Trucks
- >Hoist Trolley
- >Runways
- >Splice Assemblies
- >Festoon Trolleys
- >4-Cond #14 Flat Cable or 1/2" Air Hose
- >Festoon Clamps
- >Festoon Stack-up Section
- >Hanger Assemblies

NOTE: Hanger Assemblies include threaded rod (up to 72" in length), and hardware for the number of hangers specified. Sway bracing (by others) is required on all systems. For drops longer than 6', it is recommended that structural tubing or angle be used for increased rigidity.

Support Distance (SD) is maximum. On multiple bay systems, bay spacing will be divided equally unless otherwise specified.

For SD Dimension of 6', Center line of splice joints must be within 18" of hanger center line.

For SD Dimensions of 20', 25', and 30', Center line of splice joints must be within 48" of hanger center line.



CEILING MOUNTED BRIDGE CRANES

34' BRIDGE LENGTH

RUNWAY LENGTH	SD	NO. OF HANGERS	1000# CAPACITY			2000# CAPACITY		
			MODEL NUMBER CAP C BL RL SD	WEIGHT	PRICE	MODEL NUMBER CAP C BL RL SD	WEIGHT	PRICE
28'-0	25'	4	1000 - C - 34 - 28 - 25	1922 #	\$7,001	2000 - C - 34 - 28 - 25	2452 #	\$8,042
33'-0	6'	14	1000 - C - 34 - 33 - 06	1602 #	\$6,314	2000 - C - 34 - 33 - 06	2169 #	\$7,342
	20'	6	1000 - C - 34 - 33 - 20	1898 #	\$6,355	2000 - C - 34 - 33 - 20	2495 #	\$7,767
33'-0	30'	4	1000 - C - 34 - 33 - 30	2171 #	\$7,356	2000 - C - 34 - 33 - 30	2770 #	\$8,978
43'-0	6'	18	1000 - C - 34 - 43 - 06	1857 #	\$7,499	2000 - C - 34 - 43 - 06	2538 #	\$8,305
	20'	6	1000 - C - 34 - 43 - 20	2209 #	\$7,499	2000 - C - 34 - 43 - 20	2920 #	\$9,232
53'-0	6'	22	1000 - C - 34 - 53 - 06	2025 #	\$8,270	2000 - C - 34 - 53 - 06	2814 #	\$9,165
	20'	8	1000 - C - 34 - 53 - 20	2521 #	\$8,452	2000 - C - 34 - 53 - 20	3340 #	\$10,200
	25'	6	1000 - C - 34 - 53 - 25	2870 #	\$9,750	2000 - C - 34 - 53 - 25	3671 #	\$11,295
63'-0	6'	26	1000 - C - 34 - 63 - 06	2281 #	\$9,340	2000 - C - 34 - 63 - 06	3234 #	\$10,367
	20'	8	1000 - C - 34 - 63 - 20	2832 #	\$9,602	2000 - C - 34 - 63 - 20	3765 #	\$11,532
63'-0	30'	6	1000 - C - 34 - 63 - 30	3330 #	\$10,665	2000 - C - 34 - 63 - 30	4265 #	\$12,856
78'-0	25'	8	1000 - C - 34 - 78 - 25	3818 #	\$12,143	2000 - C - 34 - 78 - 25	4890 #	\$14,579
83'-0	6'	34	1000 - C - 34 - 83 - 06	2705 #	\$11,129	2000 - C - 34 - 83 - 06	3880 #	\$12,192
	20'	10	1000 - C - 34 - 83 - 20	3456 #	\$11,558	2000 - C - 34 - 83 - 20	4611 #	\$13,839
93'-0	30'	8	1000 - C - 34 - 93 - 30	4452 #	\$13,777	2000 - C - 34 - 93 - 30	5707 #	\$16,164
	6'	42	1000 - C - 34 - 103 - 06	3169 #	\$13,160	2000 - C - 34 - 103 - 06	4526 #	\$14,006
103'-0	20'	12	1000 - C - 34 - 103 - 20	4080 #	\$13,543	2000 - C - 34 - 103 - 20	5457 #	\$16,164
	25'	10	1000 - C - 34 - 103 - 25	4803 #	\$14,982	2000 - C - 34 - 103 - 25	6162 #	\$18,015
123'-0	30'	10	1000 - C - 34 - 123 - 30	5611 #	\$17,000	2000 - C - 34 - 123 - 30	7202 #	\$19,958

Price of Crane System includes:

- >Bridge
- >End Trucks
- >Hoist Trolley
- >Runways
- >Splice Assemblies
- >Festoon Trolleys
- >4-Cond #14 Flat Cable or 1/2" Air Hose
- >Festoon Clamps
- >Festoon Stack-up Section
- >Hanger Assemblies

NOTE: Hanger Assemblies include threaded rod (up to 72" in length), and hardware for the number of hangers specified. Sway bracing (by others) is required on all systems. For drops longer than 6', it is recommended that structural tubing or angle be used for increased rigidity.

Support Distance (SD) is maximum. On multiple bay systems, bay spacing will be divided equally unless otherwise specified.

For SD Dimension of 6', Center line of splice joints must be within 18" of hanger center line.

For SD Dimensions of 20', 25', and 30', Center line of splice joints must be within 48" of hanger center line.



CEILING MOUNTED BRIDGE CRANES

15' BRIDGE LENGTH

4000# CAPACITY

RUNWAY LENGTH	SD	NO. OF HANGERS	MODEL NUMBER			WEIGHT	PRICE
			CAP	C	BL RL SD		
23'-0	6'	10	4000	- C -	15 - 23 - 06	1700 #	\$5,883
	20'	4	4000	- C -	15 - 23 - 20	1915 #	\$6,726
28'-0	25'	4	4000	- C -	15 - 28 - 25	1355 #	\$9,067
	33'-0	6'	14	4000	- C -	15 - 33 - 06	2210 #
20'		6	4000	- C -	15 - 33 - 20	2520 #	\$8,649
43'-0	6'	18	4000	- C -	15 - 43 - 06	2810 #	\$9,373
	20'	6	4000	- C -	15 - 43 - 20	3040 #	\$9,891
53'-0	6'	22	4000	- C -	15 - 53 - 06	3175 #	\$10,537
	20'	8	4000	- C -	15 - 53 - 20	3640 #	\$11,639
63'-0	25'	6	4000	- C -	15 - 53 - 25	3900 #	\$13,866
	63'-0	6'	26	4000	- C -	15 - 63 - 06	3775 #
20'		8	4000	- C -	15 - 63 - 20	4160 #	\$12,889
78'-0	25'	8	4000	- C -	15 - 78 - 25	5435 #	\$18,433
83'-0	6'	34	4000	- C -	15 - 83 - 06	4600 #	\$14,744
	20'	10	4000	- C -	15 - 83 - 20	5275 #	\$15,887
103'-0	6'	42	4000	- C -	15 - 103 - 06	5565 #	\$16,719
	20'	12	4000	- C -	15 - 103 - 20	6400 #	\$18,924
	25'	10	4000	- C -	15 - 103 - 25	7025 #	\$23,200

Price of Crane System includes:

- >Bridge
- >End Trucks
- >Hoist Trolley
- >Runways
- >Splice Assemblies
- >Festoon Trolleys
- >4-Cond #14 Flat Cable or 1/2" Air Hose
- >Festoon Clamps
- >Festoon Stack-up Section
- >Hanger Assemblies

NOTE: Hanger Assemblies include threaded rod (up to 72" in length), and hardware for the number of hangers specified. Sway bracing (by others) is required on all systems. For drops longer than 6', it is recommended that structural tubing or angle be used for increased rigidity.

Support Distance (SD) is maximum. On multiple bay systems, bay spacing will be divided equally unless otherwise specified.

For SD Dimension of 6', Center line of splice joints must be within 18" of hanger center line.
 For SD Dimensions of 20', 25', and 30', Center line of splice joints must be within 48" of hanger center line.



CEILING MOUNTED BRIDGE CRANES

20' BRIDGE LENGTH

4000# CAPACITY							
RUNWAY LENGTH	SD	NO. OF HANGERS	MODEL NUMBER			WEIGHT	PRICE
			CAP	C	BL RL SD		
23'-0	6'	10	4000	- C - 20 - 23 - 06		1700 #	\$6,165
	20'	4	4000	- C - 20 - 23 - 20		1915 #	\$7,019
28'-0	25'	4	4000	- C - 20 - 28 - 25		2460 #	\$9,559
33'-0	6'	14	4000	- C - 20 - 33 - 06		2210 #	\$7,852
	20'	6	4000	- C - 20 - 33 - 20		2520 #	\$8,935
43'-0	6'	18	4000	- C - 20 - 43 - 06		2810 #	\$9,665
	20'	6	4000	- C - 20 - 43 - 20		3035 #	\$10,170
53'-0	6'	22	4000	- C - 20 - 53 - 06		3175 #	\$10,735
	20'	8	4000	- C - 20 - 53 - 20		3635 #	\$11,933
	25'	6	4000	- C - 20 - 53 - 25		3990 #	\$14,417
63'-0	6'	26	4000	- C - 20 - 63 - 06		3775 #	\$12,337
	20'	8	4000	- C - 20 - 63 - 20		4150 #	\$13,181
78'-0	25'	8	4000	- C - 20 - 78 - 25		5535 #	\$18,918
83'-0	6'	34	4000	- C - 20 - 83 - 06		4510 #	\$14,843
	20'	10	4000	- C - 20 - 83 - 20		5275 #	\$16,181
103'-0	6'	42	4000	- C - 20 - 103 - 06		5570 #	\$16,943
	20'	12	4000	- C - 20 - 103 - 20		6390 #	\$19,203
	25'	10	4000	- C - 20 - 103 - 25		7120 #	\$23,711

Price of Crane System includes:

- >Bridge
- >End Trucks
- >Hoist Trolley
- >Runways
- >Splice Assemblies
- >Festoon Trolleys
- >4-Cond #14 Flat Cable or 1/2" Air Hose
- >Festoon Clamps
- >Festoon Stack-up Section
- >Hanger Assemblies

NOTE: Hanger Assemblies include threaded rod (up to 72" in length), and hardware for the number of hangers specified. Sway bracing (by others) is required on all systems. For drops longer than 6', it is recommended that structural tubing or angle be used for increased rigidity.

Support Distance (SD) is maximum. On multiple bay systems, bay spacing will be divided equally unless otherwise specified.

For SD Dimension of 6', Center line of splice joints must be within 18" of hanger center line.
 For SD Dimensions of 20', 25', and 30', Center line of splice joints must be within 48" of hanger center line.



CEILING MOUNTED BRIDGE CRANES

23' BRIDGE LENGTH

4000# CAPACITY

RUNWAY LENGTH	SD	NO. OF HANGERS	MODEL NUMBER			WEIGHT	PRICE
			CAP	C	BL RL SD		
23'-0	6'	10	4000	- C -	23 - 23 - 06	1850 #	\$6,322
	20'	4	4000	- C -	23 - 23 - 20	2070 #	\$7,485
28'-0	25'	4	4000	- C -	23 - 28 - 25	2510 #	\$9,845
	6'	14	4000	- C -	23 - 33 - 06	2360 #	\$8,004
33'-0	20'	6	4000	- C -	23 - 33 - 20	2670 #	\$9,266
	6'	18	4000	- C -	23 - 43 - 06	2960 #	\$9,804
43'-0	20'	6	4000	- C -	23 - 43 - 20	3190 #	\$10,511
	6'	22	4000	- C -	23 - 53 - 06	3325 #	\$10,948
53'-0	20'	8	4000	- C -	23 - 53 - 20	3785 #	\$12,265
	25'	6	4000	- C -	23 - 53 - 25	4050 #	\$14,698
63'-0	6'	26	4000	- C -	23 - 63 - 06	3925 #	\$12,504
	20'	8	4000	- C -	23 - 63 - 20	4310 #	\$13,513
78'-0	25'	8	4000	- C -	23 - 78 - 25	5580 #	\$19,203
83'-0	6'	34	4000	- C -	23 - 83 - 06	4750 #	\$14,677
	20'	10	4000	- C -	23 - 83 - 20	5425 #	\$16,512
103'-0	6'	42	4000	- C -	23 - 103 - 06	5715 #	\$17,229
	20'	12	4000	- C -	23 - 103 - 20	6545 #	\$19,470
	25'	10	4000	- C -	23 - 103 - 25	7175 #	\$23,558

Price of Crane System includes:

- >Bridge
- >End Trucks
- >Hoist Trolley
- >Runways
- >Splice Assemblies
- >Festoon Trolleys
- >4-Cond #14 Flat Cable or 1/2" Air Hose
- >Festoon Clamps
- >Festoon Stack-up Section
- >Hanger Assemblies

NOTE: Hanger Assemblies include threaded rod (up to 72" in length), and hardware for the number of hangers specified. Sway bracing (by others) is required on all systems. For drops longer than 6', it is recommended that structural tubing or angle be used for increased rigidity.

Support Distance (SD) is maximum. On multiple bay systems, bay spacing will be divided equally unless otherwise specified.

For SD Dimension of 6', Center line of splice joints must be within 18" of hanger center line.
 For SD Dimensions of 20', 25', and 30', Center line of splice joints must be within 48" of hanger center line.



CEILING MOUNTED BRIDGE CRANES

28' BRIDGE LENGTH

4000# CAPACITY							
RUNWAY LENGTH	SD	NO. OF HANGERS	MODEL NUMBER			WEIGHT	PRICE
			CAP	C	BL RL SD		
23'-0	6'	10	4000	- C - 28 - 23 - 06		2110 #	\$7,191
	20'	4	4000	- C - 28 - 23 - 20		2320 #	\$8,195
28'-0	25'	4	4000	- C - 28 - 28 - 25		2760 #	\$11,268
33'-0	6'	14	4000	- C - 28 - 33 - 06		2630 #	\$8,515
	20'	6	4000	- C - 28 - 33 - 20		2940 #	\$9,818
43'-0	6'	18	4000	- C - 28 - 43 - 06		3230 #	\$10,682
	20'	6	4000	- C - 28 - 43 - 20		3890 #	\$11,234
53'-0	6'	22	4000	- C - 28 - 53 - 06		3600 #	\$11,081
	20'	8	4000	- C - 28 - 53 - 20		4325 #	\$12,850
	25'	6	4000	- C - 28 - 53 - 25		4300 #	\$15,261
63'-0	6'	26	4000	- C - 28 - 63 - 06		4200 #	\$12,544
	20'	8	4000	- C - 28 - 63 - 20		4760 #	\$13,987
78'-0	25'	8	4000	- C - 28 - 78 - 25		5835 #	\$19,285
83'-0	6'	34	4000	- C - 28 - 83 - 06		5025 #	\$14,644
	20'	10	4000	- C - 28 - 83 - 20		5700 #	\$16,712
103'-0	6'	42	4000	- C - 28 - 103 - 06		5985 #	\$17,336
	20'	12	4000	- C - 28 - 103 - 20		6515 #	\$19,536
	25'	10	4000	- C - 28 - 103 - 25		7430 #	\$23,997

Price of Crane System includes:

- >Bridge
- >End Trucks
- >Hoist Trolley
- >Runways
- >Splice Assemblies
- >Festoon Trolleys
- >4-Cond #14 Flat Cable or 1/2" Air Hose
- >Festoon Clamps
- >Festoon Stack-up Section
- >Hanger Assemblies

NOTE: Hanger Assemblies include threaded rod (up to 72" in length), and hardware for the number of hangers specified. Sway bracing (by others) is required on all systems. For drops longer than 6', it is recommended that structural tubing or angle be used for increased rigidity.

Support Distance (SD) is maximum. On multiple bay systems, bay spacing will be divided equally unless otherwise specified.

For SD Dimension of 6', Center line of splice joints must be within 18" of hanger center line.
 For SD Dimensions of 20', 25', and 30', Center line of splice joints must be within 48" of hanger center line.