



YALE • LIFT-TECH™

NEWSBULLETIN

S A L E S

IMPORTANT UP-TO-DATE DEALER INFORMATION


ISSUE #6

Series 602 Mini-Hoist

Lifts up to 550 lbs.
Easy toolbox storage


The Yale • Lift-Tech Series 602 mini-hoist is the most compact ratchet lever hoist in the market, yet it performs just like the larger models *plus* it comes loaded with these great standard features:

- Lift up to 550 lbs.
- Plated load chain
- Weston type load brake
- Rubber hand grip
- Light-weight and extremely portable
- Easy one-handed use in confined spaces
- Forged upper and lower hooks with latches
- All steel frame, gear case and cover
- Hardened load chain
- Free wheeling feature
- High quality – competitive price



Contact your field sales representative or Muskegon customer service department for more information on this new hoist

Exciting New Products Introduced in October



SHAW-BOX®
Yale®

Top-Running Trolleys

Yale Global King™ and Shaw-Box World Series™

These new top-running trolleys are exciting and competitive additions to our lines. The hoisting machinery is the same as the monorail versions introduced last year, the frame and traverse machinery use proven components.

A few of the many standard features are:

- Designed and built for CMAA Class "D" service
- Low-headroom construction
- Available in 5, 7½ and 10-tonne capacities
- Lifts of 25 & 40 feet
- Gages from 60 – 96" dependent on capacity and lift
- Hoisting speeds of 20/3.3 fpm on 5 & 10-tonne models, 24/4 fpm on the 7½-tonne
- NEMA 4/12 control enclosure
- Block and geared hoist limit switches
- Rope guide
- Runs on ASCE or square bar rail

To learn more about these new products, contact your Yale • Lift-Tech sales representative or our Muskegon customer service department.


Series 2000 Top-Running Trolleys

The Shaw-Box and Yale Series 2000 trolleys are economical, low-maintenance CMAA Class "D" service trolleys loaded with features that others charge extra for. If the application requires faster hoisting speeds, true vertical lift and a rugged, feature-filled trolley built for long service and minimum maintenance, then the Series 2000 is the trolley for the job.

Some of the many fine standard features of these trolleys are:

- CMAA Class "D" service
- Capacities of: 30, 35, 40, 45 & 50-tons
- Flux Vector hoist control
- Variable frequency traverse control
- True vertical lift
- NEMA 4/12 control enclosure
- AGMA 11 – 12 gearing
- Block operated hoist limit switch

This is an ideal hoist for steel warehousing, steel fabrication, tool & die, pulp and paper applications -- to name just a few.



Yale
SHAW-BOX

New Literature Now Available For Top-Running Trolleys



Shaw Box & Yale Series 2000 • World Series, Global King

Variable Frequency Drive Application UPDATE

For variable frequency (inverter) applications Yale • Lift-Tech uses single speed motors specifically designed and built for inverter duty. We do not use or endorse the use of two-speed motors for inverter applications. If you have any questions, please do not hesitate to contact our Muskegon Customer Service Department.

WEB LIBRARIES

The following web sites have libraries with public and dealer-only sections:

www.budgithoists.com

www.yalehoists.net

www.shaw-boxhoists.com

These libraries have excellent promotional materials in the public sections and the dealer-only sections hold many useful tools for you. Typical of what you'll find in the dealer only portion of the libraries is:

- Price books for new product & parts
- Parts & Service Manuals
- Brochures
- Old copies of these newsletters

This is a work in process with more being added all the time so check into the web sites regularly.



YALE • LIFT-TECH
S A L E S

Yale • Lift-Tech Sales

414 West Broadway Avenue • PO Box 769

Muskegon, Michigan 49443-0769

Tel: (800) 742-9269

Fax: (800) 742-9270

www.shaw-boxhoists.com • www.yalehoists.net