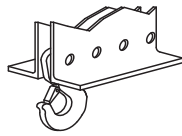


ABB ADJUSTABLE BAIL LIFTING BEAM


PRODUCT FEATURES

- Handles off center loads by adjusting the bail before a lift.
- Adjustable spread options available.
- Swivel hooks with hook latches standard.
- Wide range of sizes and capacities available.
- Complies with ASME standards.




OPTION A*
Extra Holes

Allows for multiple hook positioning. Specify number and spread(s) required.
*Could increase headroom.



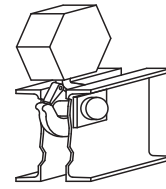
OPTION B
Faspins

For ease of positioning hooks with quick release. Specify number of faspins required.



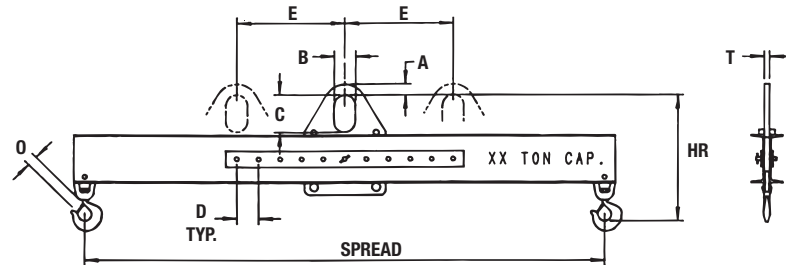
OPTION C
Extra Hooks

Allows for multiple pick points. Specify number of hooks required.



OPTION D
Lower Headroom

Lifting pin located between structural channel. (Hoist hook information must be supplied.)



SPECIFICATIONS

Rated Capacity (tons)	Model Number HR Headroom (in.) Weight (lbs.)	Spread (feet)										Other Dimensions (in.)	
		3	4	6	8	10	12	14	16	18	20		
1/2	Model Number	ABB10003	ABB10004	ABB10006	ABB10008	ABB100010	ABB100012	ABB100014	ABB100016	ABB100018	ABB100020	A=1-1/2 B=3 C=5	T=5/8 O=1
	HR Headroom	13-1/2	13-1/2	13-1/2	12-5/8	13-1/2	13-1/2	13-1/2	14-1/2	14-1/2	14-1/2		
1	Model Number	ABB13	ABB14	ABB16	ABB18	ABB110	ABB112	ABB114	ABB116	ABB118	ABB120	A=1-1/2 B=3 C=5	T=5/8 O=1
	HR Headroom	13-1/2	13-5/8	13-5/8	14-5/8	14-5/8	14-5/8	15-5/8	15-5/8	16-1/2	16-1/2		
2	Model Number	ABB23	ABB24	ABB26	ABB28	ABB210	ABB212	ABB214	ABB216	ABB218	ABB220	A=1-1/2 B=3 C=5	T=3/4 O=1
	HR Headroom	14	15-1/8	15-1/8	16-1/8	18-1/2	17-1/8	18-1/4	18-1/4	19-1/2	19-1/2		
5	Model Number	ABB53	ABB54	ABB56	ABB58	ABB510	ABB512	ABB514	ABB516	ABB518	ABB520	A=2 B=4 C=7	T=1 O=1 O=1-1/2*
	HR Headroom	21-1/2	21-1/2	21-1/2	22-1/2	23-1/2	27	27	28	29	30-3/8		
10	Model Number	ABB103	ABB104	ABB106	ABB108	ABB1010	ABB1012	ABB1014	ABB1016	ABB1018	ABB1020	A=2 B=4 C=7	T=1-1/4 O=1-3/4
	HR Headroom	25-3/4	25-3/4	28-3/4	28-3/4	31-3/4	31-3/4	31-3/4	31-3/4	34-3/4	34-3/4		
15	Model Number	ABB153	ABB154	ABB156	ABB158	ABB1510	ABB1512	ABB1514	ABB1516			A=2-1/2 B=5 C=9	T=1-1/2 O=2
	HR Headroom	28-1/4	30-1/2	33-1/2	33-1/2	33-1/2	37	37	37				
20	Model Number	ABB203	ABB204	ABB206	ABB208	ABB2010	ABB2012					A=2-1/2 B=5 C=9	T=1-1/2 O=2
	HR Headroom	31	34	37	34	37	1251						
Other Dimensions (in.)		D=3 E=6	D=3 E=9	D=3 E=12	D=4 E=16	D=4 E=20	D=4 E=24	D=6 E=30	D=6 E=36	D=6 E=42	D=6 E=48		