

HSL HEAVY DUTY SHEET LIFTER

PRODUCT FEATURES

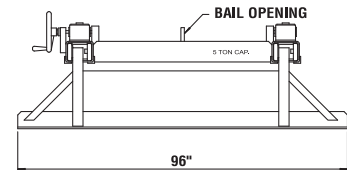
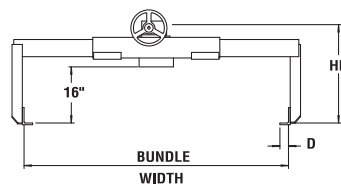
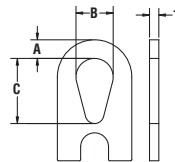
- Versatile handling of bundles, sheets, plates and other materials stacked horizontally.
- Low headroom design for optimum lifting capabilities.
- One person operation minimizes handling cost.
- Self-locking worm gear drive for leg adjustment is standard.
- Easy adjustment for different sheet widths.
- Rack and pinion leg drive.
- Designed for ease of maintenance.
- Designed for greater sheet width range.
- Complies with ASME standards.

PRODUCT OPTIONS

- Hand wheel lockout.
- Motorized leg adjustment.
- Chain-wheel leg adjustment.
- Extended length hand wheel leg adjustment.
- End chains with plate hooks (recommended for all widths 72" and greater).
- Extended grab shoe lengths available.
- Additional bundle clearance available (longer legs).



Bail Opening



WARNING

DO NOT LIFT LOOSELY BUNDLED, THIN OR OILY SHEETS

SPECIFICATIONS

Model Number	Capacity (tons)	Dimensions (inches)								Weight (lbs.)	
		Bundle Width		HR Headroom	Shoe D	Min. Aisle	Bail Opening				
		Min.	Max.				A	B	C		T
HSL348	3	16	48	28	2.63	9	1.5	3	5	.75	920
HSL360		16	60								
HSL372		16	72								
HSL548	5	16	48	29	2.63	9	2	4	6	1	1125
HSL560		16	60								
HSL572		16	72								
HSL584		16	84								
HSL596	16	96									1550
HSL1048	10	16	48	30	3.5	11	2	4	7	1.5	1510
HSL1060		16	60								
HSL1072		16	72								
HSL1084		16	84								
HSL1096		16	96								
HSL1548	15	16	48	32	3.5	12	2.5	5	9	1.5	1570
HSL1560		16	60								
HSL1572		16	72								
HSL1584		38	84								
HSL1596		38	96								

Other sizes available, consult factory.