

LHB LOW HEADROOM MULTIPLE SPREAD LIFTING BEAM

PRODUCT FEATURES

- Beams over 4 feet have 3 spreads.
- 3 feet & 4 feet beams have 2 spreads.
- Swivel hooks with hook latches standard.
- Wide range of sizes and capacities available.
- Complies with ASME standards.
- 3 spreads to adjust to the load
 - Outside spread
 - Middle spread (outside less 1 ft.)
 - Inside spread (outside less 2 ft.)

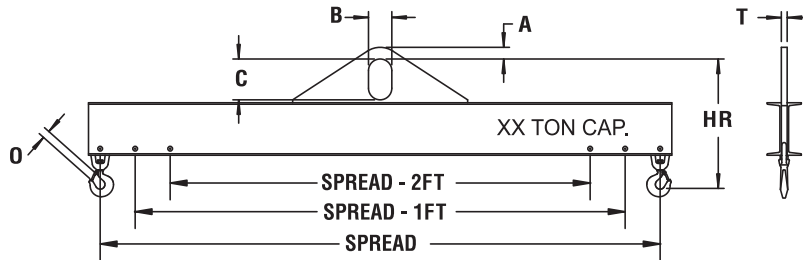


Ideal where headroom is limited.

SPECIFICATIONS

Capacity (tons)	Model Number HR Headroom (in.) Weight (lbs.)	Outside Spread (feet)							
		3	4	6	8	10	12	14	
1/2	Model Number	LHB10003	LHB10004	LHB10006	LHB10008	LHB100010	LHB100012	LHB100014	
	HR Headroom	12-3/4	12-3/4	12-3/4	12-3/4	13-3/4	13-3/4	14-3/4	
1	Weight	40	50	65	95	140	160	230	
	Model Number	LHB13	LHB14	LHB16	LHB18	LHB110	LHB112	LHB114	
2	HR Headroom	12-3/4	12-3/4	13-3/4	13-3/4	14-3/4	15-3/4	16-3/4	
	Weight	40	50	85	115	165	230	320	
3	Model Number	LHB23	LHB24	LHB26	LHB28	LHB210	LHB212	LHB214	
	HR Headroom	13-3/4	13-3/4	14-3/4	16-1/2	17-1/2	18-1/4	20-1/4	
5	Weight	50	65	100	165	230	315	480	
	Model Number	LHB33	LHB34	LHB36	LHB38	LHB310	LHB312	LHB314	
7-1/2	HR Headroom	15-1/4	15-1/4	16-1/4	17-1/4	18-1/4	22-1/2	24-1/2	
	Weight	70	80	140	200	275	415	650	
10	Model Number	LHB53	LHB54	LHB56	LHB58	LHB510	LHB512	LHB514	
	HR Headroom	19-1/2	20-1/2	21-1/2	25-1/2	25-1/2	27-1/2	27-1/2	
15	Weight	115	145	205	325	390	580	690	
	Model Number	LHB753	LHB754	LHB756	LHB758	LHB7510	LHB7512	LHB7514	
20	HR Headroom	22-1/2	23-1/2	25-1/4	27-1/4	27-1/4	30-1/4	30-1/4	
	Weight	135	170	265	415	500	910	1070	
25	Model Number	LHB103	LHB104	LHB106	LHB108	LHB1010	LHB1012	LHB1014	
	HR Headroom	23-1/4	25-1/4	27-1/4	27-1/4	30-1/4	30-1/4	30-1/4	
30	Weight	150	205	335	420	775	910	1075	
	Model Number	LHB153	LHB154	LHB156	LHB158	LHB1510	LHB1512	LHB1514	
40	HR Headroom	28-1/2	30-1/2	30-1/2	33-1/2	33-1/2	40-1/4	40-1/4	
	Weight	215	295	375	685	820	1180	1385	
20	Model Number	LHB203	LHB204	LHB206	LHB208	LHB2010	LHB2012	SEE PAGE 8	
	HR Headroom	38-3/4	38-3/4	38-3/4	38-3/4	41-1/2	41-1/2		
25	Weight	370	435	575	710	1070	1235		
	Model Number		LHB254	LHB256	LHB258	LHB2510	LHB2512	SEE PAGE 8	
30	HR Headroom		41-3/8	41-3/8	44-3/8	44-3/8	44-3/8		
	Weight		470	590	925	1100	1650		
40	Model Number		LHB304	LHB306	LHB308	SEE PAGE 8	SEE PAGE 8	SEE PAGE 8	
	HR Headroom		45-1/2	45-1/2	48-1/4				
40	Weight		525	660	1010				
	Model Number		LHB404	LHB406	SEE PAGE 8	SEE PAGE 8	SEE PAGE 8	SEE PAGE 8	
40	HR Headroom		44-3/4	47-3/4					
	Weight		600	930					


Other sizes available, consult factory.



Recommend Faspins (Option B) if frequent hook position changes (spread) are required.

SPECIFICATIONS


	Outside Spread (feet)					Other Dimensions (in.)	
	16	18	20	24	30		
LHB100016 15-3/4 305	LHB100018 16-3/4 400	LHB100020 16-3/4 450	LHB100024 20-1/4 830	LHB100030 22-1/4 1340	A=7/8 B=3 C=5	T=3/4 O=7/8	
LHB116 18-1/2 415	LHB118 20-1/4 605	LHB120 20-1/4 675	LHB124 22-1/4 1095	SEE PAGE 8	A=7/8 B=3 C=5	T=3/4 O=7/8	
LHB216 20-1/4 540	LHB218 24-3/4 800	LHB220 24-3/4 900	LHB224 27-3/4 1730	SEE PAGE 8	A=7/8 B=3 C=5	T=3/4 O=7/8	
LHB316 24-1/2 730	LHB318 27-1/2 1295	LHB320 27-1/2 1450	LHB324 27-1/2 1765	SEE PAGE 8	A=1-1/4 B=3 C=5	T=1 O=1	
LHB516 30-1/4 1210	LHB518 30-1/4 1340	LHB520 30-1/4 1505	LHB524 33-1/4 2275	SEE PAGE 8	A=2 B=4 C=7	T=1-1/4 O=1-15/16	
LHB7516 30-1/4 1210	LHB7518 33 1665	SEE PAGE 8	SEE PAGE 8	SEE PAGE 8	A=2 B=4 C=7	T=1-1/4 O=1-1/2	
LHB1016 33 1500	LHB1018 33 1670	SEE PAGE 8	SEE PAGE 8	SEE PAGE 8	A=2 B=4 C=7	T=1-1/4 O=1-9/16	
SEE PAGE 8	SEE PAGE 8	SEE PAGE 8	SEE PAGE 8	SEE PAGE 8	A=2-1/2 B=5 C=9	T=1-1/2 O=2-1/16	
SEE PAGE 8	SEE PAGE 8	SEE PAGE 8	SEE PAGE 8	SEE PAGE 8	A=2-1/2 B=5 C=9	T=1-1/2 O=2-1/4	
SEE PAGE 8	SEE PAGE 8	SEE PAGE 8	SEE PAGE 8	SEE PAGE 8	A=3 B=6 C=12	T=1-3/4 O=2-1/4	
SEE PAGE 8	SEE PAGE 8	SEE PAGE 8	SEE PAGE 8	SEE PAGE 8	A=3-1/2 B=7 C=16	T=2 O=2-1/4	
SEE PAGE 8	SEE PAGE 8	SEE PAGE 8	SEE PAGE 8	SEE PAGE 8	A=3-1/2 B=7 C=16	T=2-1/2 O=3	



OPTION A

Extra Holes or Different Placement of Holes


Allows multiple hook positioning beyond standard 3 spreads. Specify number & spread(s) required.



OPTION B

Faspins

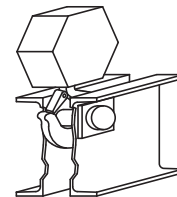
For ease of positioning hooks with quick release. Specify number required.



OPTION C

Extra Hooks

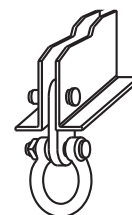
Allows for multiple pick points. Specify number required.



OPTION D

Pin Type Bail

Lifting pin located between structural channel. (Hoist hook information must be supplied.)



OPTION E

Shackle Lug

Lifting lug with shackle. (Headroom may change.)