


Commercial-duty cord reels

Features

- UL listed and CSA certified
- Rugged all steel construction
- All-steel pawl & ratchet with 4 locking positions
- Adjustable/removable steel cable guide
- Low-friction, 4-roller cable guide
- Slip ring: 3 conductor, 1 is grounded to reel
- 10 amp/300 maximum voltage rated
- For single phase only
- Imported
- Cable: type SJOW-A
- Feeder cord: 6 foot cord with grounded plug
- Ball stop: adjustable




Selection chart

| Product code | Description | AWG/ cond. | Max. length | Amp rating |
|--------------|-------------|------------|-------------|------------|
| 3580 | Reel | 16/3 | 25' | 10.0 |
| 3581 | Swivel | 16/3 | 25' | 10.0 |

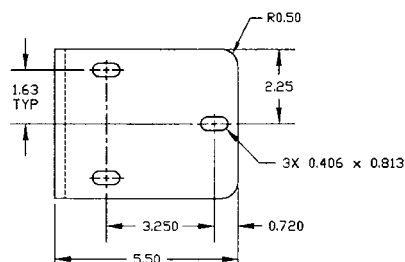
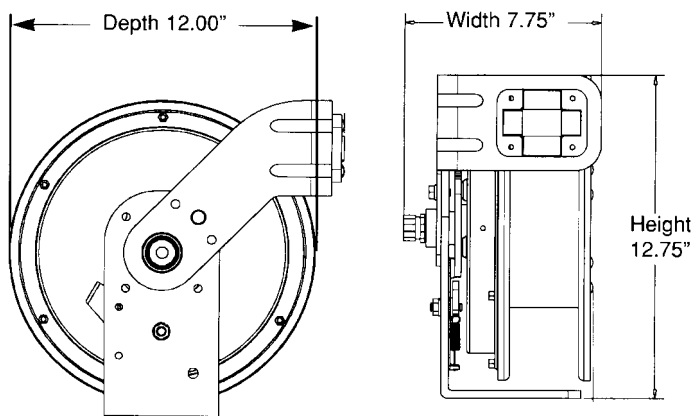
Optional 345° pivot bases

All steel base with lifetime lubricated bearing. Swing can be restricted to 90°, 180°, or 270°.



4.75 inch x 5.75 inch center mounting holes
(4) 0.44 diameter mounting holes

Dimensional information



Mounting Pattern

* ⚠ WARNING

Improper handling and installation of electrical components can result in injury.

To avoid injury:

- Turn off power before installing components. Follow lockout/tagout procedure. Refer to ANSI Z244.1.
- Observe requirements of National Electrical Code ANSI/NFPA 70 and applicable state and local codes.