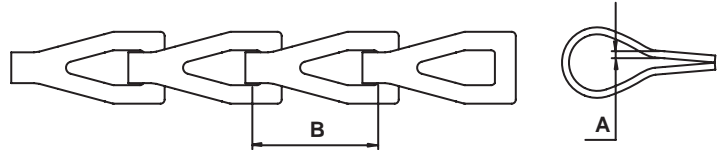


Sash Chain



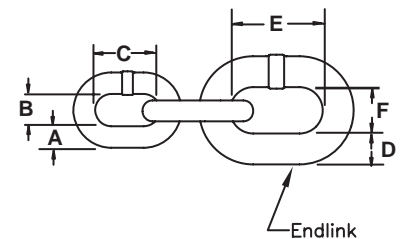
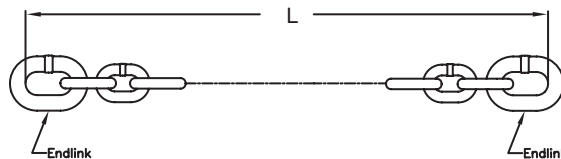
- Meets or exceeds ASTM & NACM standards where applicable
- Available in various finishes
- Sold by carton, reel or pails
- Custom cuts for OEM applications are available



Typically uses for sash chain are pulley applications in windows and window sashes.

Trade Size	Working Load Limit	Product Code			Quantity Per Carton	A	B	App. Weight	App. No. of Links
		(Self Colored)	(Zinc Plated)	(Copper Dipped)					
Imperial									
	lb.				ft.	in.	in.	lb. / ft.	per ft.
8	75	683151	683451	683551	100	0.035	0.550	3.90	21.82
25	94	683152	683452	683552	100	0.042	0.550	4.90	21.82
30	81	683153	683453	683553	100	0.028	0.560	5.50	21.43
35	106	683154	683454	683554	100	0.035	0.560	5.90	21.43
40	131	683156	683456	683556	100	0.042	0.560	8.00	21.43
45	175	683157	683457	683557	100	0.050	0.560	9.50	21.43
50	225	683158	683458	683558	100	0.062	0.590	12.00	20.34

Buoy Chain



Chain Size	Working Load Limit	Product Code	Chain Dimensions			Endlink Dimensions				Finish	Weight
			L	A	B	C	D	E	F		
Imperial											
in.	lb.		ft.	in.	in.	in.	in.	in.	in.		lb. / ft.
1/2	15,000	6510049	90	0.500	3.00	1.875	0.750	4.50	2.688	Self Colored	2.15
1/2	15,000	6510048	45	0.500	3.00	1.875	0.750	4.50	2.688	Self Colored	2.15
3/4	32,000	6510050	90	0.750	4.50	2.688	0.875	5.25	3.125	Self Colored	4.80
3/4	32,000	6510051	45	0.750	4.50	2.688	0.875	5.25	3.125	Self Colored	4.80
1	58,000	4340890	90	1.000	6.00	3.583	1.000	4.08	1.563	Self Colored	8.60
1	58,000	4340890G	90	1.000	6.00	3.583	1.000	4.08	1.563	Hot dipped Galvanizec	9.60
1-1/8	77,000	4340990	90	1.125	6.75	4.000	1.125	4.59	1.750	Self Colored	10.80
1-1/4	91,000	4341090	90	1.250	7.50	4.438	1.250	5.10	1.938	Self Colored	13.50